

Your contact at PhytoLab:
Reference Substances
Tel.: +49 9163 88-395
ref-substances@phytolab.de
<https://phyproof.phytolab.com>

Certificate of analysis

Article:	82684 Wogonoside
Certificate # / Lot Number:	283878
Material batch:	1000962
Sample-ID:	123534
End of analysis:	02/2024
Expiry date:	08/2030

Test	Unit	Specified value	Testresult
Appearance, SOP 100005		powder	conform
Identity test (UV spectrum from HPLC-DAD analysis) according to specification, SOP 204311		conform	conform
Identity test (1H-NMR-spectroscopy), (outsourced), SOP 206010		conform	conform
Identity test (13C-NMR-spectroscopy), (outsourced), SOP 206020		conform	conform
Identity test (HPLC-HR/MS), SOP 204125		conform	conform
Identity test (IR-spectroscopy), Ph. Eur. 2.2.24, Absorption Spectrophotometry, Infrared (01/2021:20224) and USP chapter 197, Spectroscopic Identification Tests (Official as of 01-Sep-2021), SOP 206000		conform	conform
Determination of water (coulometric titration), Ph. Eur. 2.5.32, Water: micro determination (07/2019:20532), SOP 304291, Vers. 2018-01 (double analysis) Mean value	%		0.3

Certificate of analysis

Article: 82684 Wogonoside
 Material batch: 1000962

Test	Unit	Specified value	Testresult
Wogonoside (HPLC), method 1 (% AU), SOP 440808	%	≥ 90.00	98.85
Peakpurity, (HPLC), SOP 401367		conform	conform
Inorganic impurities, (ICP-MS), for reference substances, SOP 811701:	%		<0.1
Calcium			
Potassium	%		<0.1
Magnesium	%		<0.1
Sulfur	%		<1.0
Sodium	%		<0.1
Phosphorus	%		<0.1
Aluminium	%		<0.1
Residual solvents, (headspace-GC), SOP 805765:	%		
Residual solvents (LOQ: 0.050)			<LOQ
Content, SOP 890000, calculated in (%): (100 - water - residual solvents - inorganic impurities) x chromatographic purity / 100	%		99

This PhytoLab phyproof© reference standard is by definition a primary reference standard and does not need to be qualified against any other reference standard. The identity of the reference standard has been substantiated by at least two independent analytical methods such as IR, NMR, UV or MS analysis. A mass balance approach, which takes chromatographic purity into account, as well as the contents of water, residual solvents, inorganic impurities, and the counter ion (if the reference standard is present as a salt) is applied in the calculation of the absolute purity as given in this COA (see description of SOP 8900XX).

Certificate of analysis

Article: 82684 Wogonoside
Material batch: 1000962

The absolute purity value (and not just the chromatographic purity result obtained by means of HPLC or GC) must be used in all quantitative calculations as the chromatographic techniques do not yet account for water, residual solvents and inorganic impurities.

Vestenbergsreuth, 13/Aug/2025

Nicole Fuchs

QC Reference Substances

This is a computer print and valid without signature. A signed certificate of analysis can be taken on request.

Certificate of analysis

Article: 82684 Wogonoside
Material batch: 1000962

Further information:

Shelf life/stability: The stated [expiry](#) date applies when the reference substance is stored in the original unopened container within the specified temperature range. PhytoLab does not guarantee the stability of the reference substance once the vial has been opened.

Long-term storage and handling: The reference standard should be stored in the original unopened vial, protected against light and humidity in an airtight container, within the temperature range given on the label and accompanying data sheet. If stored below room temperature, the vial should be warmed up to room temperature in a desiccator before it is opened in order to avoid condensation of humidity. The user assumes responsibility for deciding how previously opened reference standard vials should be used and the user must ensure that the contents of opened vials are still suitable for their intended use.

Exact weight: the exact weight of each vial is given on the label of the inner vial to two decimal places. This information may be used to produce stock solutions of a known concentration without having to weigh in the reference substance again. If used for this purpose, the content of the vial must be quantitatively transferred to a volumetric flask and filled up to the required level. Please note that PhytoLab is unable to guarantee the stability of the reference standard in solution.

Intended use: this reference standard is solely intended for laboratory analytical purposes, research & development, and scientific teaching and training purposes. It may not be used for any other purpose and particularly not for use in, or the production of, food, animal feed, human or veterinary drugs, cosmetics, medicinal products or diagnostic agents, including in-vitro diagnostic agents. PhytoLab is unable to guarantee the suitability of this reference standard for any particular application other than its qualitative and quantitative use in chromatography and identification testing.

Further information about this reference standard can be found on the accompanying data sheet or in our webshop. Spectral and chromatographic data, and a description of the applied chromatographic method, are provided in the attachments to this COA. A detailed explanation of all data given on the COA can be found in the guide that is available from the download area in our webshop, where you can also download all of the safety data sheets.

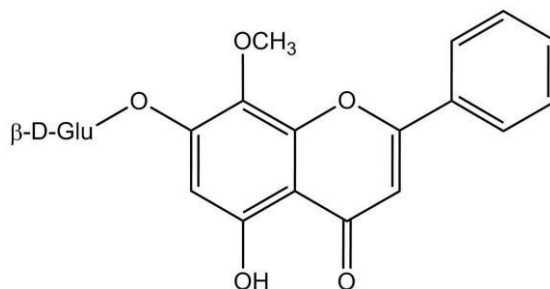
Product Data Sheet

Wogonoside

Product #: 82684

Physicochemical Data

CAS #:	51059-44-0
Molecular formula:	C ₂₂ H ₂₀ O ₁₁
Molecular weight [g/mol]:	460.39
Synonyms	5,7-Dihydroxy 8-methoxyflavone 7-glucuronide; Glychionide B; Oroxindin; Wogonin 7-glucuronide
Substance class:	Flavonoids
Subgroup 1:	Flavones
Subgroup 2:	O-Glycosides
Solubility:	sparingly soluble in ethanol and methanol; practically insoluble in water Please note that this solubility information is based on in-house experience or taken from published data. It is not meant to guarantee solubility up to a specific concentration, nor does it guarantee stability of the reference substance in solution.



Additional Information

Source:	botanical origin	
Long-term storage conditions:	15-25 °C	
Manufacturer:	PhytoLab GmbH & Co.KG Dutendorfer Straße 5-7 91487 Vestenbergsgreuth Germany	Tel.: +49 9163 88-395 Fax: +49 9163 88-456 Mail: ref-substances@phytolab.de Shop: https://phyproof.phytolab.com



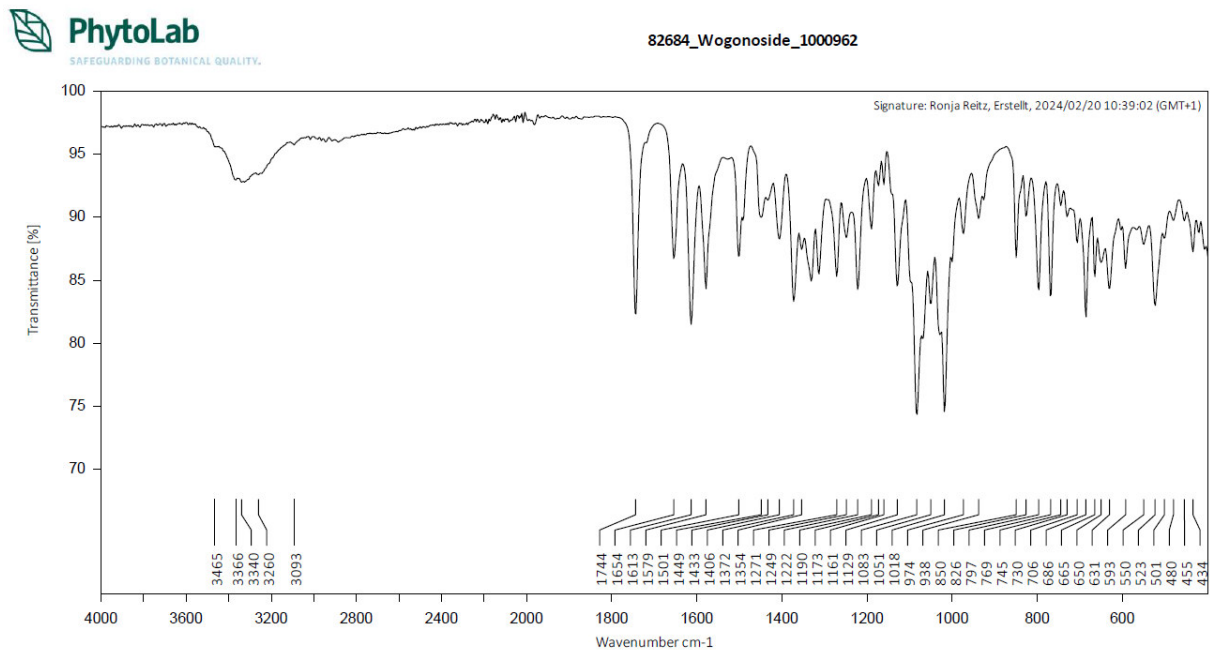
Supplements

Wogonoside
Product # 82684

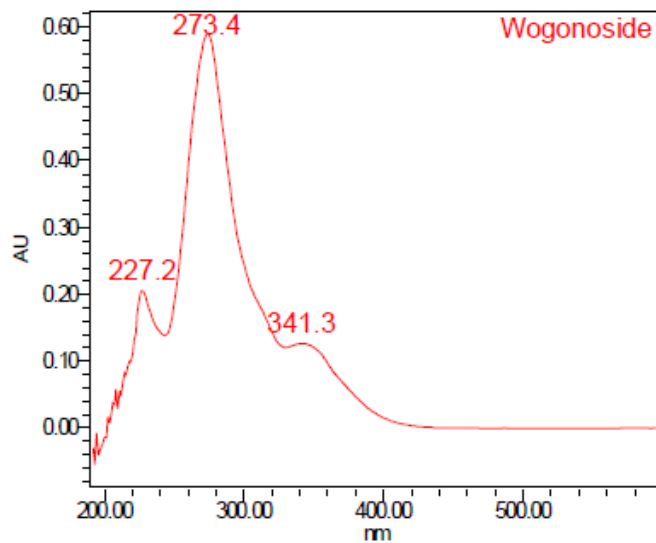
Batch # 1000962

Identity tests:

IR spectrum



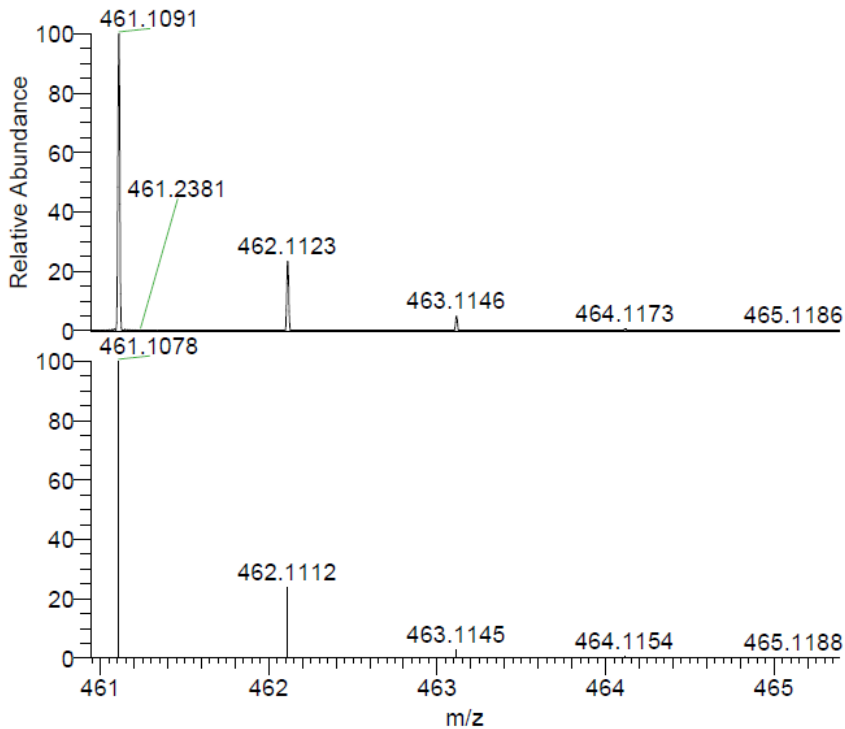
UV spectrum (derived from HPLC/PDA)





MS spectrum (ESI)

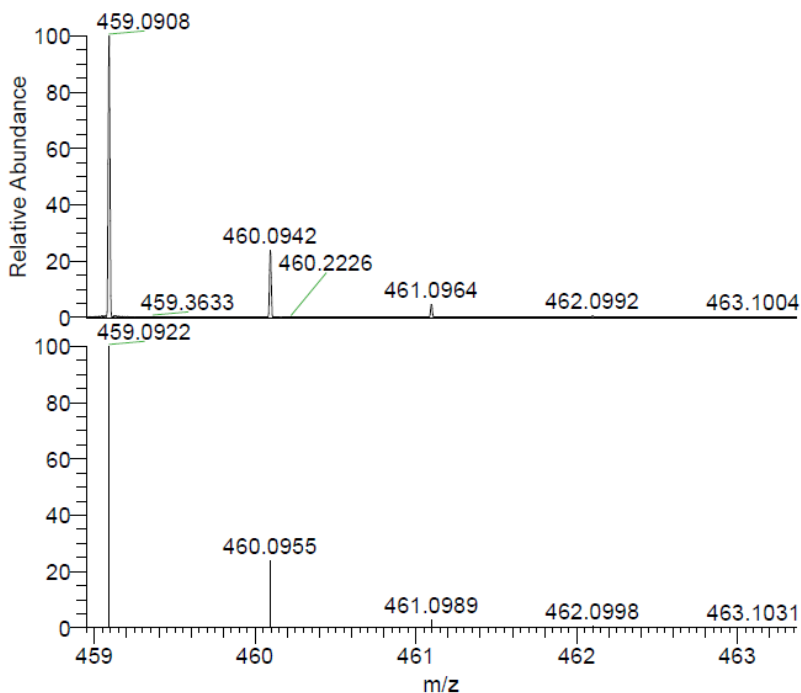
Detection: positive mode (compared with predicted spectrum)



NL:
4.81E6
240221_018#903 RT: 10.25
AV: 1 SB: 161 7.72-8.47 ,
10.12-11.16 T: FTMS {1,1} +
p ESI Full ms
[100.00-1500.00]

NL:
7.67E5
C₂₂ H₂₁ O₁₁:
C₂₂ H₂₁ O₁₁
pa Chrg 1

Detection: negative mode (compared with predicted spectrum)



NL:
1.75E6
240221_019#900 RT: 10.25
AV: 1 SB: 159 7.72-8.46 ,
10.12-11.15 T: FTMS {1,1} -
p ESI Full ms
[100.00-1500.00]

NL:
7.67E5
C₂₂ H₁₉ O₁₁:
C₂₂ H₁₉ O₁₁
pa Chrg 1

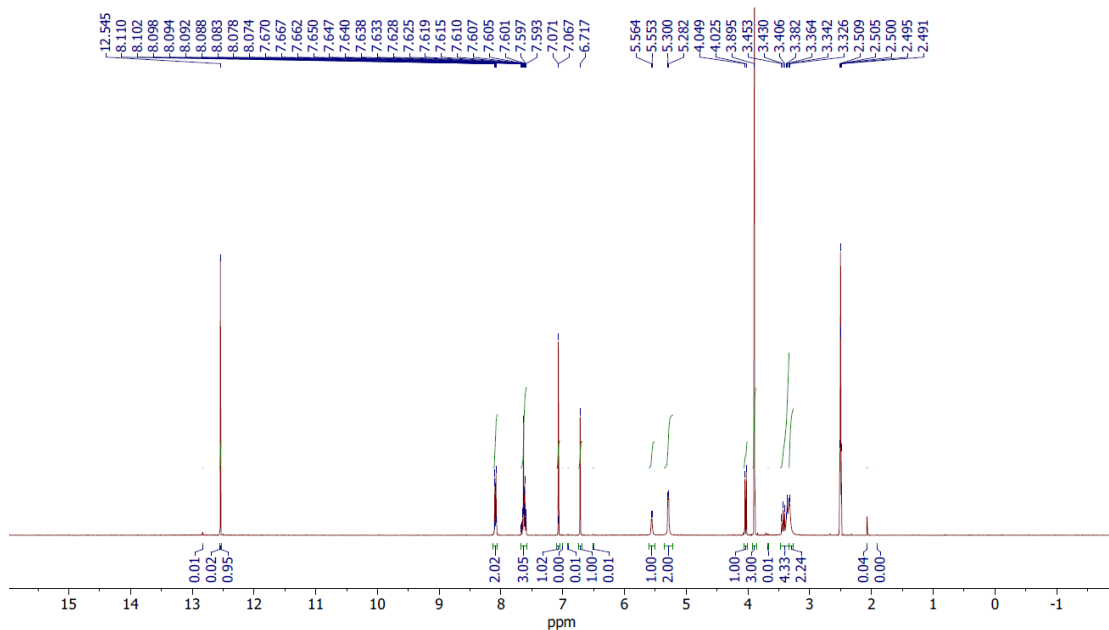


NMR spectra

¹H-NMR

PhytoLab GmbH & Co. KG
Wogonosid, Charge: 1000962
10.9 mg ad 0.7 ml DMSO-d₆

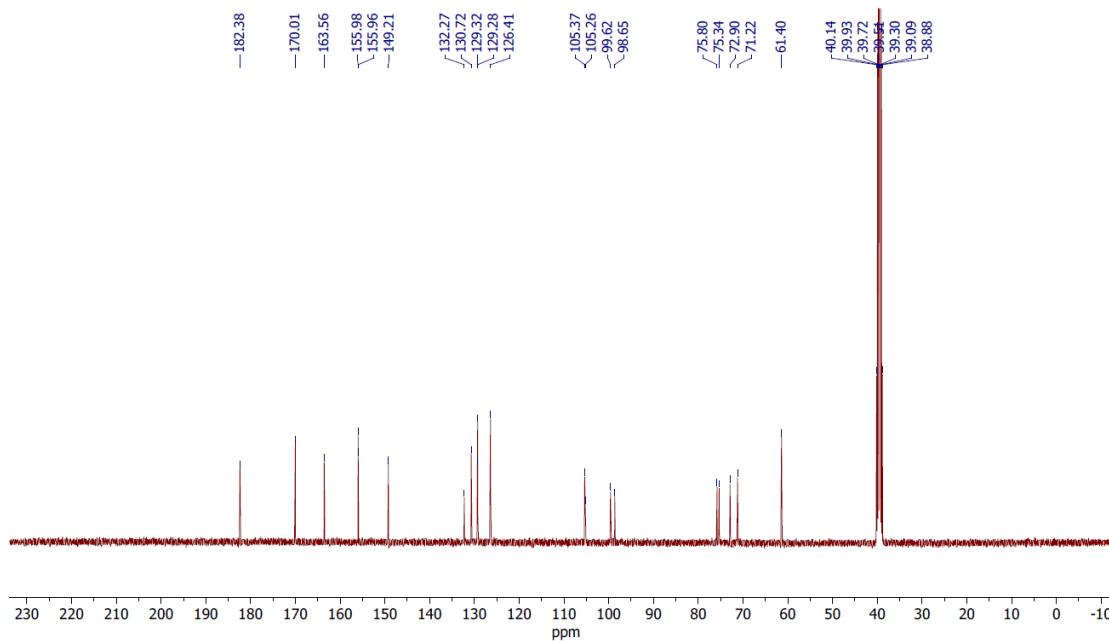
400 MHz ¹H-NMR, Agilent MR400



¹³C-NMR

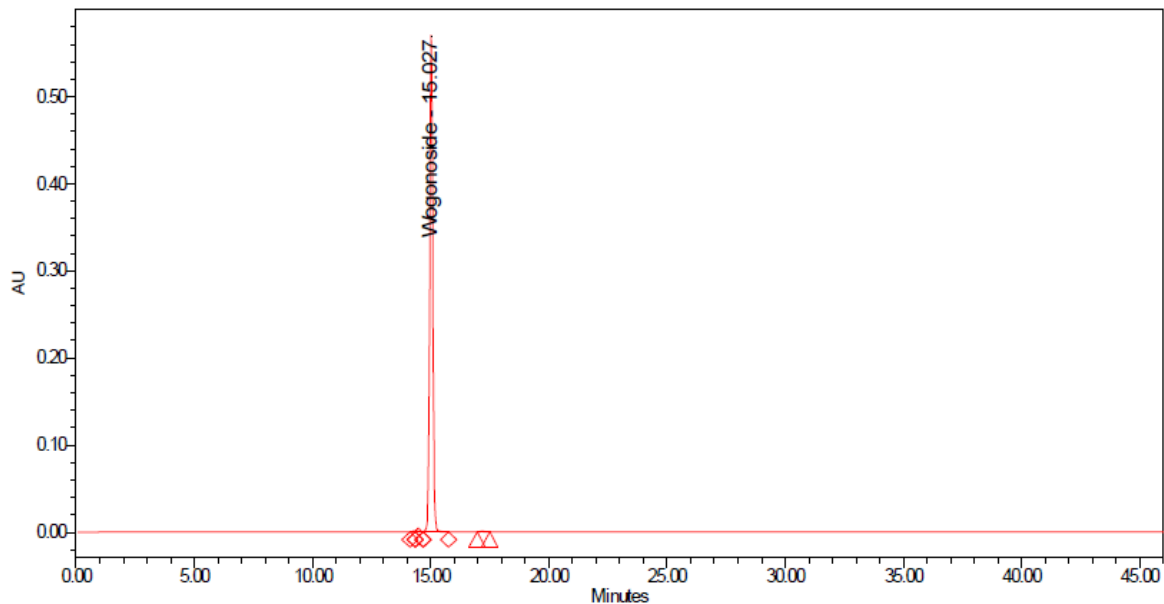
PhytoLab GmbH & Co. KG
Wogonosid, Charge: 1000962
10.9 mg ad 0.7 ml DMSO-d₆

100 MHz ¹³C-NMR, Agilent MR400





Chromatographic purity:



Peak Results

	Name	RT	Area	Height	Chromatographic_Purity	Amount	Units
1		14.328	8102	1238	0.15		
2		14.489	44864	4623	0.85		
3	Wogonoside	15.027	5231319	573183	98.85	1.027	mg/100ml
4		17.187	7773	847	0.15		

Analytical conditions

Column: Luna C18, 250 x 4.6mm, 5µm
Mobile Phase: eluent A: 2% Acetic acid
eluent B: CH₃CN
Mode: gradient

Time [min]	Eluent A [%]	Eluent B [%]
0	85	15
30	10	90
35	10	90
36	85	15
46	85	15

Flow: 0.8 ml/min
Injection Volume: 20 µl
Column Temperature: 25 °C
Sample concentration: approx. 5.2 mg/100 ml
Sample preparation: dissolved in 50% CH₃CN
Detection: UV, 275 nm
Special note: -

Please note: Values on the certificate of analysis may vary as these are average values of at least six injections while above chromatogram and report is only one example. Non-integrated peaks originate from the blank injection.