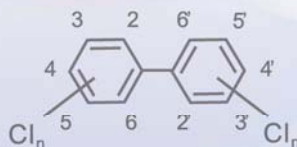
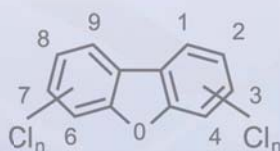
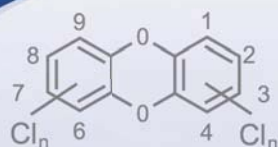
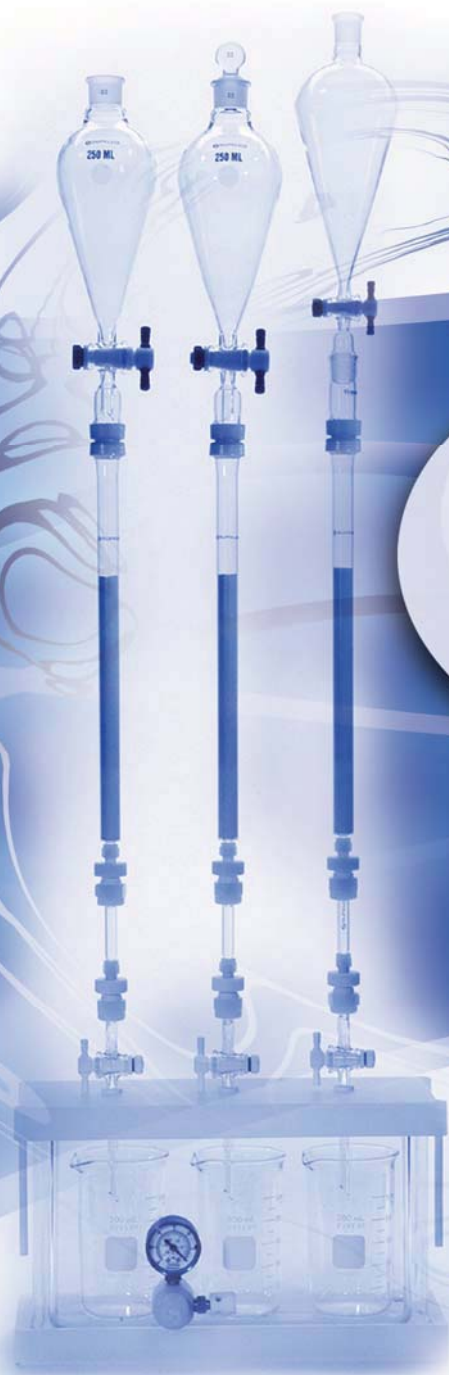


Dioxin & PCB Analysis

Dibenzo-p-dioxins, Dibenzofurans, Polychlorinated Biphenyls



Sample Clean up

GC Analysis

Air Monitoring

Resins

Solvents

Introduction

Figure 1. Dioxin / Furan skeletal structure, can be chlorinated at any of the suitable positions on the aromatic ring

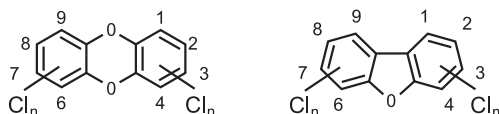


Figure 2. Biphenyl skeletal structure of PCBs

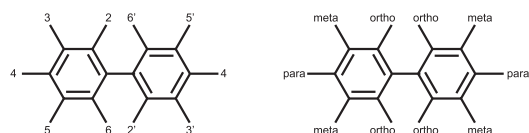


Table 1.

IUPAC No.	Type	Structure	WHO-TEF
77	Non-ortho	3,3',4,4'-TeCB	0.0001
81		3,4,4',5'-TeCB	0.0001
126		3,3',4,4',5'-PeCB	0.1
169	Mono-ortho	3,3',4,4',5',5'-HxCB	0.01
105		2,3,4,4',5'-PeCB	0.0005
114		2,3,4,4',5'-PeCB	0.0005
118		2,3',4,4',5'-PeCB	0.0001
123		2',3,4,4',5'-PeCB	0.0001
156		2',3,3',4,4',5'-HxCB	0.0005
157		2',3,3',4,4',5'-HxCB	0.0005
167		2,3',4,4',5',5'-HxCB	0.00001
189		2,3,3',4,4',5',5'-HpCB	0.0001

Abbreviations

HRGC	High Resolution Gas Chromatography
HRMS	High Resolution Mass Spectrometry
PCDDs	Polychlorinated Dibenzo-p-dioxins
PCDFs	Polychlorinated Dibenzofurans
PCBs	Polychlorinated Biphenyls
TCDD	Tetrachloro Dibenzo-p-dioxin
TEQs	Toxic Equivalents
TEF	Toxic Equivalent Factor
WHO	World Health Organisation

What are Dioxins?

Dioxins and PCBs belong to the group of compounds known as Persistent Organic Pollutants (POPs). They are known to bioaccumulate due to their lipophilic nature and, therefore, have health implications. As a result their emission into the environment and food chain is strictly controlled. Samples that are analysed, amongst others, are foodstuffs like fish, fish feed, and stack emissions from waste incineration sites. Limits are published by the World Health Organisation (WHO) and local authorities. As a consequence, low levels of contamination have to be detected, providing a challenge to sample preparation and detection systems.

Compounds of Interest

The term 'Dioxin' covers a wide range of halogenated aromatic compounds, including polychlorinated dibenzo-p-dioxins and polychlorinated dibenzofurans (PCDDs and PCDFs). These compounds are formed as a result of incomplete combustion of hydrocarbons in the presence of chlorine e.g. metal processing, domestic waste incineration, etc. They have high melting points and are stable to acids and bases; these characteristics make them very persistent in the environment. PCDD/Fs can be found in many environmental matrices such as soils, air, and water.

The basic structure of PCDD/Fs comprises two benzene rings joined by either a single (furan) or a double oxygen bridge (dioxin), see Figure 1.

There are 210 possible combinations of chlorine atoms on the skeletal structure of dioxins and furans. However, only a few congeners are considered to have significant risk to human health. The toxicity of these compounds is measured in TEF (Toxic Equivalence Factor), which is an internationally recognised calculation that weighs the toxicity of each individual congener against the most toxic compound in that family, in the case of PCDD/PCDF, this is 2,3,7,8-TCDD. The closer the ratio is to unity, the greater the toxicity of that congener. Calculation of the total toxicity of a sample is achieved by multiplying the concentrations of the individual target compounds by their respective TEFs. These values are known as TEQs (Toxic Equivalents); and the total TEQ of a sample is obtained by summing the individual TEQs.

In addition to PCDF and PCDD, some polychlorinated biphenyls (PCBs) (Figure 2) that are similar in structure and lipophilic properties as the dioxins have been identified as having similar toxic health effects. These are often referred to as non-ortho, coplanar, or dioxin like PCBs, and their TEF is also measured against 2,3,7,8-TCDD. For example, a PCB congener with a TEF of 0.01 is considered to be one hundred times less toxic than 2,3,7,8-TCDD (see Table 1).

Non-ortho PCBs are those which are not chlorinated at the ortho position, and as such are free to rotate around the single carbon carbon bond, resulting in a co-planar ('flat') configuration; PCBs that have a single ortho chlorine are also able to adopt a relatively planar arrangement; the twelve possible congeners that obey these rules are known as the WHO-12 PCBs. These compounds are monitored along with the dioxins (see Table 1).

Dioxin & PCB Analysis

Table 2. Limits for Environmental Samples (EU)

Sample Matrix	Measured Typical Range	Max. Conc. for Contaminated Sites	Units
Soil	<1 - 100	100.000	ng I-TEQ/kg d.m.
Sediment	<1 - 200	80.000	ng I-TEQ/kg d.m.
Air (ambient)	<1 - 100s	14.800	fg I-TEQ/m ³
Air (bulk deposition)	<1 - 100s	14.800	pg I-TEQ/m ³
Sewage Sludge	<1 - 200 (average 15 - 40)	1.200	ng I-TEQ/kg d.m.
Spruce/Pine Needles (biomonitors)	0.3 - 1.9	100	ng I-TEQ/kg d.m.

Source: <http://ec.europa.eu/environment/dioxin/pdf/task2.pdf>
d.m. = dried matter

Table 3. Limits for Foodstuff (EU)

Sample	WHO-PCDD/F-TEQ/g fat or product
Milk and milk products, including butter fat	3 pg/g fat
Hen eggs and egg products	3 pg/g fat
Liver and derived products	6 pg/g fat
Fish oil	2 pg/g fat
Fish (flesh)	4 pg/g fresh weight

Source: <http://www.gafta.com/fin/findioxin.html>

The limits allowed in various matrices are published by the WHO and other local authorities. Examples for European environmental levels and foodstuff limits (status Feb/2007) are given below (Tables 2. & 3.). The current EU Commission Maximum Levels for dioxins are contained in Commission Regulation 466/2001, amended by Council Regulation 2375/2001. This was implemented in July 2002 and became effective February 2003. These are general guidelines, actual limits and measured concentrations can vary from country to country.

<http://ec.europa.eu/environment/dioxin/download.htm>




Contents

Introduction	2
Sample Preparation for Dioxin and PCB Analysis:	
Conventional vs. Supelco System	4
Supelco Dioxin Prep System	5
Dioxin Prep System – Florisil® Version	6
GC Columns suitable for Dioxin and PCB analysis	10
Air Monitoring	13
Resins (Amberlite® XAD-2)	14

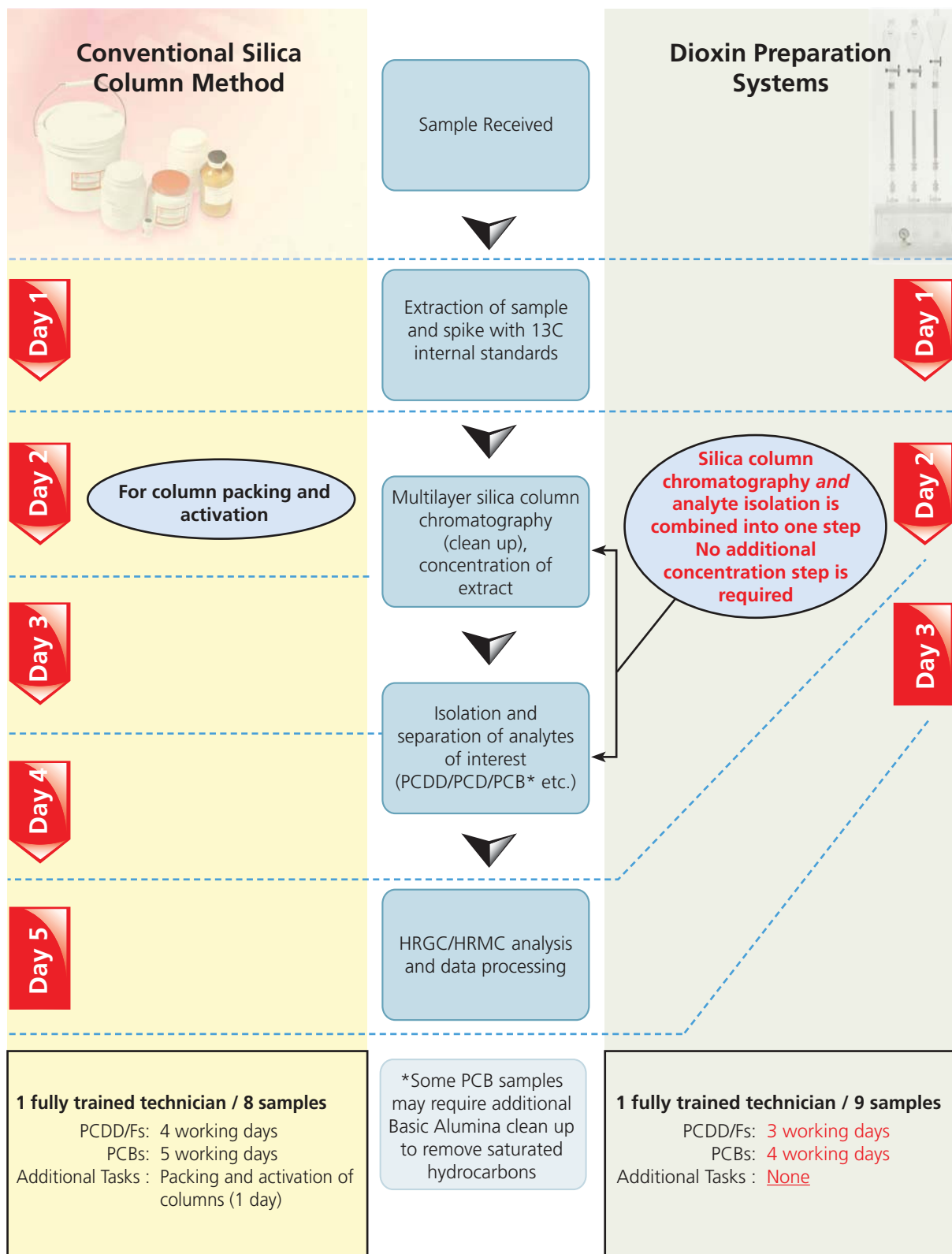
Accredited Methods

Several accredited methods for sample collection, clean up and analysis exist. These include (also see p.13):

Accredited Methods

	EPA Method 1613b	Tetra- through Octa-Chlorinated Dioxins and Furans by Isotope Dilution HRGC/HRMS
	EPA Method 1668	Chlorinated Biphenyl Congeners in Water, Soil, Sediment, and Tissue by HRGC/HRMS
	EPA Method 8290A	Polychlorinated Dibenzodioxins (PCDDs) and Polychlorinated Dibenzofurans (PCDFs) by High-Resolution Gas Chromatograph/High-Resolution Mass Spectrometry (HRGC/HRMS)
	EN 1948-1	Stationary source emissions. Determination of the mass concentration of PCDDs/PCDFs and dioxin-like PCBs. Sampling of PCDDs/PCDFs
	EN 1948-2	Stationary source emissions. Determination of the mass concentration of PCDDs/PCDFs and dioxin-like PCBs. Extraction and clean-up
	EN 1948-3	Stationary source emissions. Determination of the mass concentration of PCDDs/PCDFs and dioxin-like PCBs. Identification and quantitation, sample collection and clean up general information
	JSA JIS K 0311:2005	Method for determination of tetra- through octachlorodibenzo-p-dioxins, tetra- through octachlorodibenzofurans and dioxin-like polychlorinated biphenyls in stationary source emissions
	JSA JIS K 0312	Method for determination of tetra- through octachlorodibenzo-p-dioxins, tetra- through octachlorodibenzofurans and dioxin-like polychlorinated biphenyls in industrial water and waste water limits

Sample Preparation for Dioxin and PCB Analysis: Conventional vs. Supelco System



The Supelco Dioxin Prep System



The Supelco Dioxin Prep system provides a highly efficient means of extracting and isolating dioxins, furans, and PCBs from stack gases, wastewater, soil, food, blood, and milk. The prep system design reduces solvent usage, decreases sample preparation time by 1-2 days, and results in extraction recoveries greater than 85%.

The convenient multi-layer silica gel column is key to the extraction process; seven layers of treated silica oxidize, reduce, and separate polar interferences. The modular glassware and hardware design makes it convenient for analysts to select only a few pieces or the entire prep system for their extraction needs. A vacuum adapter and a vacuum manifold provide the option of running a single sample or multiple samples at one time, using vacuum or gravity feed.

Multi-layer Silica Gel Dioxin Column

Potential chromatographic interferences are removed from the sample as it migrates through the several layers of treated silica gel. The silver nitrate treated layer removes sulphur-containing compounds; whilst two sulphuric acid treated layers oxidise sample lipids and remove any basic analytes. The potassium hydroxide treated layer removes any acidic sample components. Dioxins, furans, and PCBs pass through the silica column unretained. The column design includes an elongated tapered end that slips inside the dual-layer carbon reversible tube or Florisil micro column, preventing leakage of solvent and sample as well as contamination of/by the PTFE fittings. For very dirty samples, bulk treated silica gels and empty glass tubes are available to customise packings to meet individual sample needs.

Multi Layer Silica Gel Column


10% AgNO₃ Silica (3g)
removes sulphur compounds

22% H₂SO₄ Silica (6g)
removes bases; hydrolyses fats

44% H₂SO₄ (4,5g)
hydrolyses fats

2% KOH Silica (3g)
removes acidic compounds

Layers separated *
by 0.9g silica



Dual-layer Carbon Reversible Tube

Originally developed for the Japanese market in accordance with JIS method K-0311 and K-0312, a unique dual-layer carbon reversible tube isolates and concentrates the non-ortho PCBs, dioxins, and furans with a minimum of hexane and toluene. Isolation and separation is based on the two layers of carbon having different affinities for such compounds. Carboxen-1016 provides a low surface area (75 m²/g), whilst Carboxen-1000 has a high surface area (1200 m²/g). The combination of the two Carboxen™ layers isolate the dioxins, furans, and non-ortho PCBs. Any aliphatic hydrocarbons and the remaining PCBs present in the sample pass completely through the carbon tube into a waste fraction. The carbon tube is then removed and flushed in reverse direction with toluene to collect the dioxins, furans, and non-ortho PCBs.

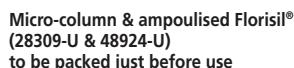


Carboxen-1016

Carboxen-1000

**Dual-Layer Reversible
Carbon Column**

Dioxin & PCB Analysis



ng / kg

□ Corus data using previous analytical procedure (N = 59)
 ■ Corus data using Dioxin Prep system (N = 2)
 ■ Hall Analytical data using Dioxin Prep system (N = 3)

PCB Congener	Corus data using previous analytical procedure (N = 59)	Corus data using Dioxin Prep system (N = 2)	Hall Analytical data using Dioxin Prep system (N = 3)
Total TeCDDs	~1350	~1300	~1300
Total PeCDDs	~1150	~1250	~1250
Total HxCDDs	~700	~600	~650
Total HpCDDs	~500	~450	~500

(data courtesy of CorusResearch, Development and Technology, Rotherham, UK and Hall Analytical Laboratories, Manchester, UK)

For more information or extraction recoveries on additional dioxins, furans, and PCBs, please e-mail the Technical Service department at Europe: EuTechServ@sial.com or USA: techservice@sial.com

Selected Dioxin and PCB concentrations in WMF-01 reference freeze-dried fish tissue and DX-3 certified reference sediments determined using the Supelco Dioxin Prep System-Florisil Version.

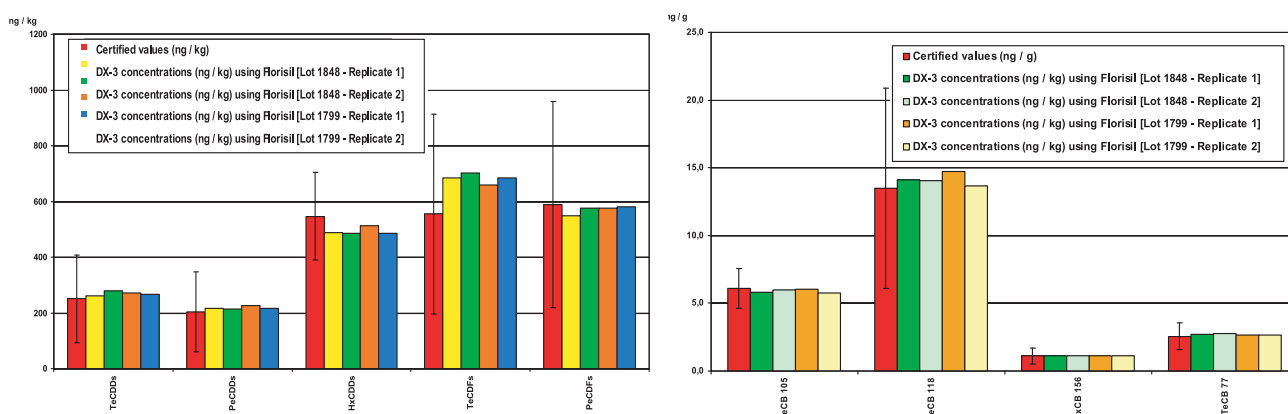
Table 4. Recovery of selected dioxins in reference materials*

Matrix	DX-3 (Sediment)			WMF-01 (Fish Tissue)		
	Certified value (SD) [ng/kg]	Average for n=4 (SD) [ng/kg]	% Recovery	Certified value (SD) [ng/kg]	Average for n=4 (SD) [ng/kg]	% Recovery
Dioxin/Furan						
2,3,7,8-TeCDD	121 (43)	120 (4.3)	99,2	13.1 (4.4)	12.1 (0.4)	92,4
1,2,3,7,8-PeCDF	35 (17)	36.8 (1.7)	102,2	1.53 (1.4)	0.89 (0.73)	58,2
1,2,3,6,7,8-HxCDD	60 (18)	51 (1.8)	85,7	0.88 (0.4)	0.72 (0.23)	81,8
1,2,3,4,7,8,9-HpCDF	98 (39)	105 (5.9)	107,2	0.4 (0.4)	1.0 (1.9)	250,0
OCDD	3'067 (888)	3'349 (223)	109,2	5.055 (5.1)	2.01 (0.88)	40,1

Table 5. Extraction results for selected dioxins and PCBs with two Florisil lots*

Matrix	DX-3 (Sediment)			WMF-01 (Fish Tissue)		
	Certified value (SD) [ng/kg]	Average for n=4 (SD) [ng/kg]	% Recovery	Certified value (SD) [ng/kg]	Average for n=4 (SD) [ng/kg]	% Recovery
PCB						
TeCB 77	2.56 (0.99)	2.69 (0.05)	105,1	2'233 (720)	2'293 (22)	102,7
PeCB 105	6.097 (1.467)	5.88 (0.13)	96,4	49'050 (14200)	54'077 (1829)	110,2
PeCB 118	13.48 (7.4)	14.14 (0.43)	104,9	130'100 (32500)	141'535 (1170)	108,8
HxCB 169	0.01 (0.01)	0.018 (0.01)	128,6	76 (30)	78 (2.6)	103,8
HpCB 189	0.185 (0.13)	0.192 (0.01)	103,8	2'016 (611)	2'155 (44)	06,9

Figure 5. Extraction results for selected dioxins and PCBs with two Florisil lots*



*data provided by Corus Research, Development and Technology, Rotherham, UK

Acknowledgements:

We wish to thank Koji Takayanaet al. from Kawaju Techno Service Corporation and Masaaki Maeokaet al. from the Japan Quality Assurance Organization (JQA) for their involvement in the development and evaluation of the Dioxin Prep System applying the Dual-Layer Carbon Reversible Tube.

We wish to thank Eric Aries from Corus Research, Development and Technology and Nicholas Ordsmith from Hall Analytical Manchester, UK for their involvement in the development of the Florisil Version of the Dioxin Sample Prep System.


Sample Clean up

Feature	Advantage	Benefit
Pre packed silica tubes	Reduced additional analysis tasks e.g. silica pre treatment, activation and tube packing	Reduces health & safety implications of small particulate inhalation and exposure to acid and silver treated reagents
Developed in accordance with JIS methods and adapted to EU and EPA methods	Applicable to a wide range of matrices (fat content ~1.5g max per silica column)	Minimise the quantity of lab equipment required to cover a range of samples
Simple and easy to use	Low capital investment and ongoing consumable costs	Excellent option for both start up and established laboratories
Small system footprint	Fume hood space dedicated to laboratory equipment is decreased	Increases the available space for other laboratory and sample preparation tasks
Parallel sample preparation	Sample preparation (including multilayer column preparation) time is reduced by at least two days vs. conventional silica tube method	Increased sample throughput = quicker reporting times
Multiple treated silica layers	Superior clean up of potential interferences	More accurate GC or LC analysis and interpretation


Ordering Information



Vacuum Manifold System



Single Sample Station



Ordering Information



System Components

Dioxin Sample Preparation Kit

Kit includes all glassware and connectors.

Note: Requires, but does not include, Multi-Layer Silica Gel Dioxin Column (28397-U) and Dual-Layer Carbon Reversible Tubes (28399-U) for "Standard Version", and Pre-Activated Florisil (48924-U) and Empty Micro-Column (Reversible Tube) (28309-U) for "Florisil Version"

1 ea **28423-U**

Required Consumables for Standard Version

Description	Pkg	Cat. No.
Multi-Layer Silica Gel Dioxin Column O.D. 6.35 mm x length 35 cm	5 ea	28397-U
Dual-Layer Carbon Reversible Tube (Micro-Column), O.D. 6.35/10 mm	10 ea	28399-U

Required Consumables for Florisil Version

Description	Pkg	Cat. No.
Multi-Layer Silica Gel Dioxin Column O.D. 6.35 mm x length 35 cm	5 ea	28397-U
Pre-Activated Florisil®, ampulized, 1 g, particle size 60/100 mesh	10 ea	48924-U
Empty Glass Micro-Column (Reversible Tube), O.D. 6.35/10 mm	10 ea	28309-U

Replacement Kit Parts

Instruction sheets delivered with the Dioxin Sample Prep System include details and descriptions of the following replacement parts.

Glassware

Description	Pkg	Cat. No.
Dioxin Vacuum Manifold	1 ea	28403-U
Vacuum Adapter, I.D. 10 mm	1 ea	28408-U
Top Flask with Stopcock, volume 250 mL, neck 24 mm	1 ea	28449-U
Empty Dioxin Column, O.D. 6.35 mm x length 35 cm	5 ea	28404-U
Syringe Luer Adapter, I.D. 10 mm	3 ea	28405-U
Collection Flask/Beaker, flat bottom, volume 300 mL	3 ea	21269-U
Long Stem Stopcock, I.D. 10 mm	3 ea	28425-U

Connectors

Description.	Pkg	Cat. No.
6.35 mm/6.35 mm Union, PTFE	3 ea	28411-U
6.35 mm/10 mm Reducing Union, PTFE	3 ea	28398-U
10 mm/10 mm Union, PTFE	3 ea	28412-U
24 mm/24 mm Polypropylene Viton Connector	6 ea	28432-U

Optional components (not included with kit)

Description.	Pkg	Cat. No.
Clear Seal Top Flask Adapter, neck 24 mm	3 ea	21002-U
Short Stem Stop Cock, I.D. 10 mm	3 ea	28402-U
Empty Dioxin Column, I.D. 6.35/10 mm x length 20 cm, to be used with 6.35/ 10mm Reducing Union (Cat. No.28398-U)	5 ea	28409-U

Bulk Media

(Silica Gels/Sodium Sulfate/Alumina)

The same treated silica gels found in the pre packed multi-layer silica gel columns are available in bulk packages. These materials are useful for customizing your own columns to more efficiently clean very dirty samples, or to prepare shorter columns when samples are relatively clean, e.g. drinking water.

Description.	Pkg	Cat. No.
10% AgNO ₃ Coated Silica Gel	100 g	21319-U
44% H ₂ SO ₄ Coated Silica Gel	100 g	21334-U
22% H ₂ SO ₄ Coated Silica Gel	100 g	21341-U
2% KOH Coated Silica Gel	100 g	21318-U
Washed Silica Gel	250 g	21342-U
Sodium sulfate, ACS reagent, anhydrous, ≥99.0%, granular	500 g & 2.5 kg	17876
Alumina, Basic Type WB-5	250 g & 1 kg	A1647

For solvents specifically developed for this analysis see p.15



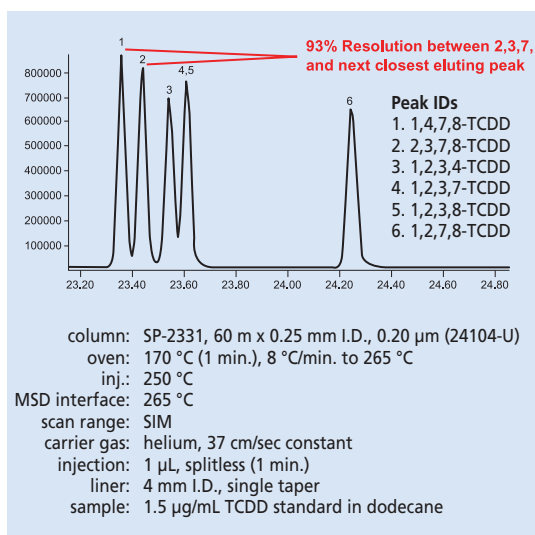
Related Information



Custom Tubes

If you have a **special multi-layer column** need, or require other packing materials in micro columns, please contact our technical service for support and further assistance.

GC Columns suitable for Dioxin and PCB analysis



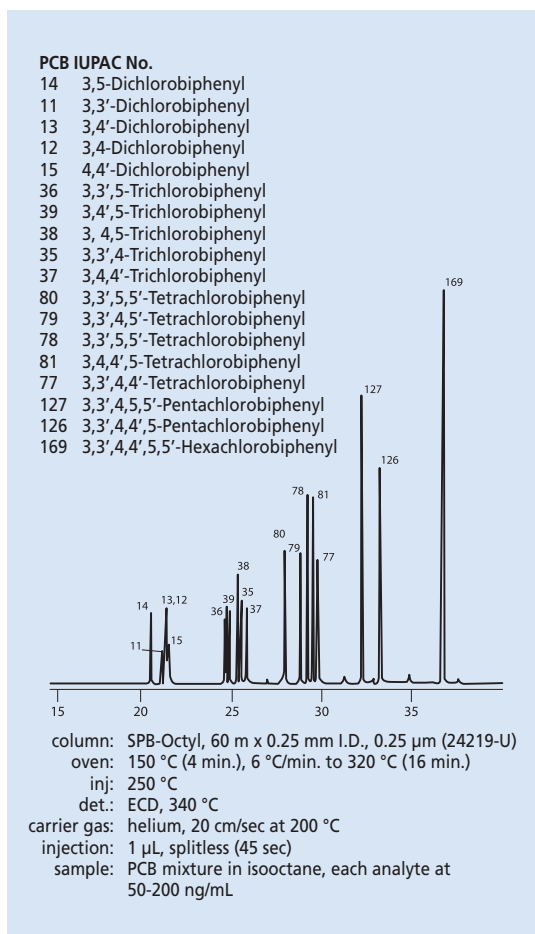
SPTM-2331

A highly polar cyanosilicone stationary phase, specially tested for analyses of TCDD isomers. The phase is stabilized, providing a maximum temperature slightly higher than nonbonded cyanosilicone phases, such as SP-2330.

Temp. Limits: subambient to 275°C

Phase: Proprietary, stabilised

I.D. (mm)	Length (m)	d _f (μ m)	Beta Value	Cat. No.
0.25	30	0.20	313	24257
	60	0.20	313	24104-U
0.32	60	0.20	400	24105-U



SPB™-Octyl

The polarity of SPB-Octyl approaches that of squalane and is substantially less polar than that of the widely used nonpolar methyl silicone phase. Because this column offers unique selectivity compared to nonpolar and intermediate polarity columns, we recommend SPB-Octyl columns for conformational analyses of PCB-containing samples. Operating Conditions: Chemically compatible with water and other injection solvents. Sensitive to strong inorganic acids and bases. Columns can be rinsed.

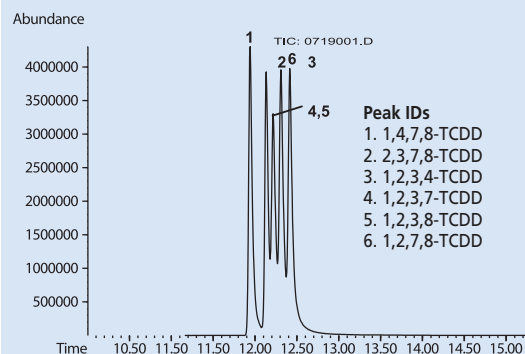
Temp. Limits: -60°C to 280°C (isothermal)

McReynolds Nos.: x'y'z'u's' = 3 14 11 12 11

Phase: bonded; poly (50% n-octyl/50% methylsiloxane)

I.D. (mm)	Length (m)	d _f (μ m)	Beta Value	Cat. No.
0.25	30	0.25	250	24218-U
	60	0.25	250	24219-U
	30	1.00	63	24232
	60	1.00	63	24233-U
0.53	60	3.00	44	25398

TCDD Isomers



column: SLB-5ms, 30 m x 0.25 mm I.D., 0.25 μ m (28471-U)
 oven: 170 °C (1 min.), 8 °C/min to 270 °C (10 min.)
 inj.: 250 °C
 MSD interface: 270 °C
 scan range: SIM, m/z=320, 322, 324
 carrier gas: helium, 37 cm/sec., constant
 injection: 1 μ L, splitless (1 min.)
 liner: 4 mm I.D., single taper
 sample: TCDD standard, 1500 ppb in n-dodecane

SLB™-5MS

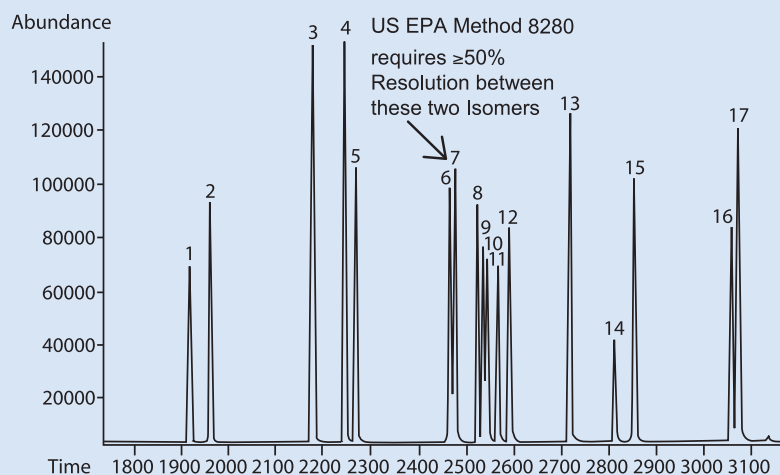
Supelco Low Bleed-5ms columns are designed for GC-MS and GC analysts who require a low bleed, inert, durable, and consistent capillary column for routine and trace analyses. SLB-5ms provides consistently lower bleed, lower detection limits, shorter analysis times, easier mass spectral identification, and less instrument downtime. The low phenyl content provides a boiling point elution order with a slight increase in selectivity, especially for aromatic compounds. The low bleed characteristics, inertness, and durable nature of the SLB™-5ms make it the column of choice for US EPA Methodologies such as environmental semivolatiles by GC-MS and pesticides/PCBs by GC-ECD as well as for dioxins/furans with HRGC/HRMS.

This column meets USP G27 and G36 requirements.
 Operating Conditions: Chemically compatible with water and other injection solvents. Sensitive to strong inorganic acids and bases. Columns can be rinsed.

Temp. Limits: 0.10 -0.32 mm I.D.: -60 °C to 340 °C (isothermal)
 0.10 -0.32 mm I.D.: -60 °C to 360 °C (programmable)
 0.53 mm I.D.: -60 °C to 330 °C (isothermal)
 0.53 mm I.D.: -60 °C to 340 °C (programmable)

Phase: bonded and highly crosslinked; silphenylene polymer virtually equivalent in polarity to 5% phenyl polymethylsiloxane

2,3,7,8-substituted PCDDs (Isomers)



Peak IDs

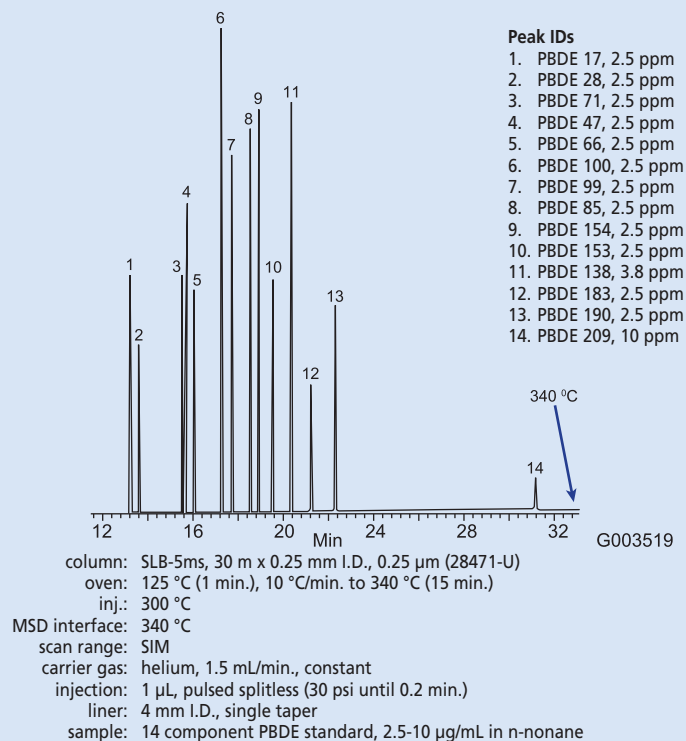
1. 2,3,7,8-TCDF, 100ppb
2. 2,3,7,8-TCDD, 100ppb
3. 1,2,3,7,8-PCDF, 250ppb
4. 2,3,4,7,8-PCDF, 250ppb
5. 1,2,3,7,8-PCDD, 250ppb
6. 1,2,3,4,7,8-HxCDF, 500ppb
7. 1,2,3,6,7,8-HxCDF, 500ppb
8. 2,3,4,6,7,8-HxCDF, 250ppb
9. 1,2,3,4,7,8-HxCDD, 500ppb
10. 1,2,3,6,7,8-HxCDD, 500ppb
11. 1,2,3,7,8,9-HxCDD, 250ppb
12. 1,2,3,7,8,9-HxCDF, 250ppb
13. 1,2,3,4,6,7,8-HpCDF, 250ppb
14. 1,2,3,4,6,7,8-HpCDD, 250ppb
15. 1,2,3,4,7,8,9-HpCDF, 250ppb
16. OCDD, 500ppb
17. OCDF, 500ppb

column: SLB-5ms, 30 m x 0.25 mm I.D., 0.25 μ m (28471-U)
 oven: 150 °C (1 min.), 5 °C/min. to 325 °C (2 min.)
 inj.: 250 °C
 MSD interface: 325 °C
 scan range: SIM
 carrier gas: helium, 37 cm/sec constant
 injection: 1 μ L, splitless (1 min.)
 liner: 4 mm I.D., single taper
 sample: 17 component 2,3,7,8-substituted dioxin standard, 100-500 ppb in n-nonane

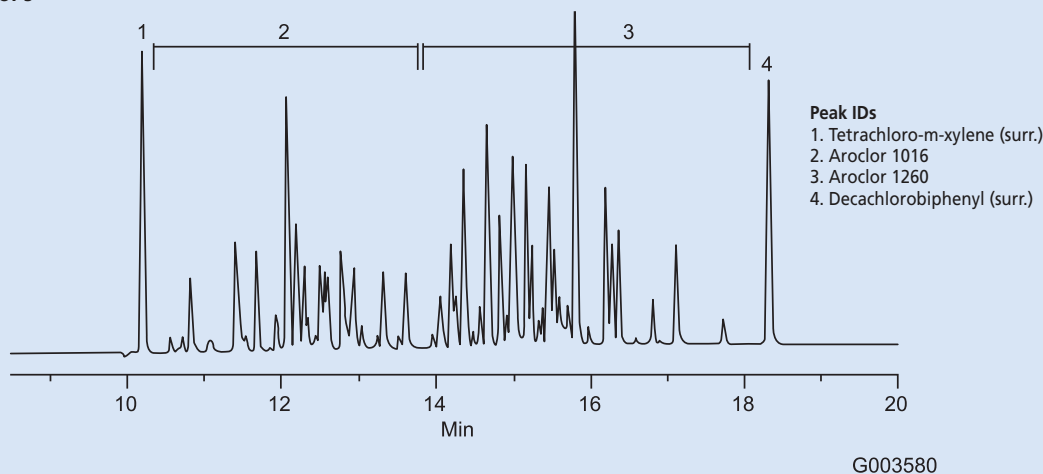
SLB-5ms (cont.)

Length (m)	d _i (μm)	Beta	Cat. No.
0.10 mm ID Fused Silica			
10	0.10	250	28465-U
15	0.10	250	28466-U
0.18 mm ID Fused Silica			
20	0.18	250	28564-U
12	0.30	150	28566-U
30	0.30	150	28575-U
20	0.36	125	28576-U
0.20 mm ID Fused Silica			
30	0.20	250	28513-U
0.25 mm ID Fused Silica			
30	0.10	625	28467-U
15	0.25	250	28469-U
30	0.25	250	28471-U
60	0.25	250	28472-U
15	0.50	125	28577-U
30	0.50	125	28473-U
60	0.50	125	28474-U
30	1.0	63	28476-U
0.32 mm ID Fused Silica			
15	0.25	320	28557-U
30	0.25	320	28482-U
30	0.32	250	28532-U
15	0.50	160	28597-U
30	0.50	160	28484-U
30	1.0	80	28487-U
0.53 mm ID Fused Silica			
15	0.50	265	28542-U
30	0.50	265	28541-U
30	1.0	132	28559-U

Polybrominated diphenylethers (PBDEs) by GC-MS



PCB/Aroclor's



Air Monitoring

Methods on air sampling of Dioxins/Furans & PCBs (sampling media reference)

European Method

EN1948-1 – Stationary source emissions. Determination of the mass concentration of PCDDs/PCDFs and dioxin-like PCBs -Sampling (*Orbo-1000, Orbo-2000, XAD-2 / Supelpak-2*)

US Methods

EPA TO-9A – Polychlorinated, Polybrominated and Brominated Chlorinated Dibenzo-p-Dioxins and Dibenzofurans in Ambient Air (*ORBO-2000*)

EPA 0023A – PCDD / PCDF emissions from stationary sources (*Supelpak-2*)

CARB 428 – PCDD / PCDF and PCBs emissions from stationary sources (*Supelpak-2*)

NIOSH 5503 – PCBs (*ORBO-60*)

EPA TO-10A – Pesticides/PCBs In Ambient Air Using Low Volume PUF Sampling (*ORBO-1000*)

EPA TO-4A – Pesticides / PCBs in Ambient Air Using High Volume PUF Sampling (*ORBO-2000*)

ASTM D4861-05 – Pesticides and PCBs in Air (*ORBO-1000*)

Dioxins /Furans and PCB are also sampled in ambient and indoor air as well as in emissions of industrial sites and waste incinerations. Supelco offers a range of purified sampling media and samplers suitable for this type of analysis. Common adsorbent materials are polyurethane foam (PUF) and Amberlite® XAD-2 (see below for details).

Samplers packed with PUF allow due to the low back pressure created by the foam for high flow rates (up to 5 L/min e.g. *ORBO™-1000*). For the *ORBO-1000* PUF sampler, a filter cartridge assembly with a quartz filter is also available. This enables the simultaneous sampling of both the gas and particulate fractions. The *ORBO-1500* and –*2500* also have purified XAD-2 as an adsorbent (between two PUF plugs).



ORBO-1000 with installed filter cartridge
(Cat.Nos. 20557 & 21031)

Ordering Information



Description	Dimension O.D. x L	Pkg	Cat.No.
PUF sampler (product selection*)			
ORBO-1000	Assembled Cartridge - 22 mm x 7.8 cm PUF plug in glass	3 ea	20557
ORBO-1000	22 mm x 7.8 cm precleaned PUF plugs	3 ea	20600-U
ORBO-1500	Assembled Cartridge - 22 mm x 30 mm PUF, 1.5 g XAD-2, 22 mm x 30 mm PUF in glass holder	3 ea	22133-U
Filter cartridge for ORBO-1000		1 ea	21031
Replacement Quartz filter for ORBO-1000		10 ea	21038
ORBO-2000	Assembled Cartridge - 6 cm x 7.6 cm PUF in Glassholder	1 ea	20037
ORBO-2000	6 cm x 7.6 cm precleaned PUF replacement plugs	1 ea	20038
ORBO-2500	Assembled Cartridge - 6 cm x 5 cm PUF, 10 g XAD-2, 6 cm x 5 cm PUF	3 ea	21235-U
Other air sampling tubes & filter*			
ORBO-60 6 mm x 70 mm, Florisil (30/45) 100/50 mg		50 ea	20351
Boro silicate Glass Fiber Filter (Binder free) 13 mm OD, 1 µm pores		500 ea	23376
Empty Filter cassette 13 mm, 2-piece, with washer (Swinney Filter Holder)		5 ea	23367

* For more details on the above products or on other air monitoring media and equipment please refer to the Supelco catalogue or the Sigma-Aldrich web site.

Dioxin & PCB Analysis

Resins



Ordering Information



Description	Pkg	Cat. No.
Amberlite XAD-2	100 g	20275
	500 g	10357
	5 kg	SU853005
	10 kg	52672-U
	25 kg	3025-U
Purified Amberlite XAD-2		
Supelpak-2	100 g	20279
	1 kg	21130-U
Supelpak-2B	100 g	13670
Supelpak-2SV	100 g	13673-U
	250 g	13682-U
	1 kg	13674-U

For more details on the above products or other air monitoring media and equipment please refer to the Supelco catalogue or the Sigma-Aldrich web site under sample preparation.

Amberlite® XAD-2 & purified versions

Amberlite® XAD-2 is a polyaromatic (styrene-divinylbenzene) adsorbent resin commonly used for adsorbing hydrophobic compounds up to MW 20,000: phenols, organic removal, surfactants, aroma compounds, antibiotic recovery. It is one of the most used adsorbents for dioxin/furan sampling. The nonionic macroreticular resin that adsorbs and releases analytes through hydrophobic and polar interactions is usually used under isocratic conditions.

For cleaned US EPA versions, see Supelpak-2, Supelpak-2B and Supelpak-2SV below.

Specifications of Amberlite XAD-2:

- surface area ~300 m²/g
- density 1.02 g/mL, 25 °C (true wet)
- density 1.08 g/mL, 25 °C (skeletal)
- particle size 20-60 mesh
- pore volume ~0.65 mL/g
- mean pore size 90 Å
- max. temp. 200 °C

Purified Amberlite® XAD-2

The purified versions of Amberlite XAD-2 from Supelco are the Supelpak™-2 Materials. These have been treated in reference to official methods or special requirements:

Supelpak™-2 – Purified Amberlite® XAD-2 that has been cleaned to meet and exceed US EPA-recommended criteria for purity, as outlined in Level I Environmental Assessment Procedures Manual. It is the best resin to use for standard air sampling methods requiring resin tested for background TCO (total chromatographic organics) level. Packaged in glass containers.

Supelpak™-2B – It has been cleaned to meet and exceed US EPA requirements for determining PCBs in water according to the Great Lakes National Program Office (GLNPO). Packaged in glass containers.

Supelpak™-2SV – Purified Amberlite® XAD-2 that has been specially cleaned and tested for optimal performance in the capturing and extraction of semivolatile organics. Packaged in glass containers.



Related Information



Custom capabilities

Often analysts are confronted with analytical needs that are deviating from what is commercially available. Therefore Sigma-Aldrich offers the possibility to custom manufacture e.g. multi-layer silica tubes, standards and special treated bulk packing and adsorbent materials like alumina, silica or certain resins like Amberlite® XAD-2. If you have a special need please contact your local Sigma-Aldrich office/Technical Service for more details on the custom capabilities for these products.

Dioxin & PCB Analysis

Analytical Standards and Certified Reference Materials

Analytical Standards and Certified Reference Materials



Our portfolio of over 16,000 products includes standards for environmental, petrochemical, pharmaceutical, clinical diagnostic and toxicology, forensic, food and beverage, GMO standards, cosmetic, veterinary and much more, as well as OEM and custom products and services. All standards manufacturing sites are at a minimum double accredited to ISO/IEC 17025 and ISO Guide 34, which is the highest achievable quality level for reference material producers.

▶ Amino Acids, Peptides & Proteins

▶ Matrix Materials

▶ Pharmacopeia & Metrological Institutes

▶ Biomarkers & Metabolomics

▶ Microbiology

▶ Physical Properties

▶ Carbohydrates

▶ Organic Pollutants

▶ Phytochemicals

▶ Elemental, Ions & Water (KF)

▶ Pesticides

▶ Vitamins

▶ Food & Cosmetic Components

▶ Petrochemicals

▶ Additional Standards

▶ Lipids & Fatty Acids

▶ Pharmaceuticals, Illicit Drugs & Alcohol

▶ View All

TraceCERT®
Certified
Reference
Materials

[LEARN MORE](#)

TraceCERT
Certificate

Search by product name/number, CAS number, or molecular formula

☐ Component

SEARCH



Search Tips:

- To look up multiple component mixtures, enter component names separated by commas
- When searching by CAS No., hyphenation is optional

[Search by Agency/Method](#)

Custom Capabilities

Our quality products and solutions allow you to work smarter, enabling the community a safe and healthier world.

Featured Application

LC/MS Analysis of Pain Management Opioids on Ascentis® Express Phenyl-Hexyl

Contact Us

Contact us with any comments or questions.

For simple navigation through analytical standards and certified reference materials in environmental, petrochemical, pharmaceutical, veterinary and cosmetics, clinical diagnostic and toxicology, forensic, food and beverage and more, just go to sigma-aldrich.com/standards

Dioxin & PCB Analysis

Argentina

SIGMA-ALDRICH DE ARGENTINA S.A.
Free Tel: 0810 888 7446
Tel: (+54) 11 4556 1472
Fax: (+54) 11 4552 1698

Australia

SIGMA-ALDRICH PTY LTD.
Free Tel: 1800 800 097
Free Fax: 1800 800 096
Tel: (+61) 2 9841 0555
Fax: (+61) 2 9841 0500

Austria

SIGMA-ALDRICH HANDELS GmbH
Tel: (+43) 1 605 81 10
Fax: (+43) 1 605 81 20

Belgium

SIGMA-ALDRICH NV/SA.
Free Tel: 0800 14747
Free Fax: 0800 14745
Tel: (+32) 3 899 13 01
Fax: (+32) 3 899 13 11

Brazil

SIGMA-ALDRICH BRASIL LTDA.
Free Tel: 0800 701 7425
Tel: (+55) 11 3732 3100
Fax: (+55) 11 5522 9895

Canada

SIGMA-ALDRICH CANADA LTD.
Free Tel: 1800 565 1400
Free Fax: 1800 265 3858
Tel: (+1) 905 829 9500
Fax: (+1) 905 829 9292

China

SIGMA-ALDRICH (SHANGHAI)
TRADING CO. LTD.
Free Tel: 800 819 3336
Tel: (+86) 21 6141 5566
Fax: (+86) 21 6141 5567

Czech Republic

SIGMA-ALDRICH S.R.O.
Tel: (+420) 246 003 200
Fax: (+420) 246 003 291

Denmark

SIGMA-ALDRICH DENMARK A/S
Tel: (+45) 43 56 59 10
Fax: (+45) 43 56 59 05

Finland

SIGMA-ALDRICH FINLAND OY
Tel: (+358) 9 350 9250
Fax: (+358) 9 350 9255

France

SIGMA-ALDRICH CHIMIE S.à.r.l.
Free Tel: 0800 211 408
Free Fax: 0800 031 052
Tel: (+33) 474 82 28 00
Fax: (+33) 474 95 68 08

Germany

SIGMA-ALDRICH CHEMIE GmbH
Free Tel: 0800 51 55 000
Free Fax: 0800 64 90 000
Tel: (+49) 89 6513 0
Fax: (+49) 89 6513 1160

Greece

SIGMA-ALDRICH (O.M.) LTD.
Tel: (+30) 210 994 8010
Fax: (+30) 210 994 3831

Hungary

SIGMA-ALDRICH Kft
Ingyenes zöld telefon: 06 80 355 355
Ingyenes zöld fax: 06 80 344 344
Tel: (+36) 1 235 9055
Fax: (+36) 1 235 9050

India

SIGMA-ALDRICH CHEMICALS
PRIVATE LIMITED
Telephone
Bangalore: (+91) 80 6621 9600
New Delhi: (+91) 11 4165 4255
Mumbai: (+91) 22 2570 2364
Hyderabad: (+91) 40 6684 5488
Fax
Bangalore: (+91) 80 6621 9650
New Delhi: (+91) 11 4165 4266
Mumbai: (+91) 22 2579 7589
Hyderabad: (+91) 40 6684 5466

Ireland

SIGMA-ALDRICH IRELAND LTD.
Free Tel: 1800 200 888
Free Fax: 1800 600 222
Tel: (+353) 1 404 1900
Fax: (+353) 1 404 1910

Israel

SIGMA-ALDRICH ISRAEL LTD.
Free Tel: 1 800 70 2222
Tel: (+972) 8 948 4100
Fax: (+972) 8 948 4200

Italy

SIGMA-ALDRICH S.r.l.
Numero Verde: 800 827018
Tel: (+39) 02 3341 7310
Fax: (+39) 02 3801 0737

Japan

SIGMA-ALDRICH JAPAN K.K.
Tokyo Tel: (+81) 3 5796 7300
Tokyo Fax: (+81) 3 5796 7315

Korea

SIGMA-ALDRICH KOREA
Free Tel: (+82) 80 023 7111
Free Fax: (+82) 80 023 8111
Tel: (+82) 31 329 9000
Fax: (+82) 31 329 9090

Malaysia

SIGMA-ALDRICH (M) SDN. BHD
Tel: (+60) 3 5635 3321
Fax: (+60) 3 5635 4116

Mexico

SIGMA-ALDRICH QUÍMICA, S.A. de C.V.
Free Tel: 01 800 007 5300
Free Fax: 01 800 712 9920
Tel: 52 722 276 1600
Fax: 52 722 276 1601

The Netherlands

SIGMA-ALDRICH CHEMIE BV
Free Tel: 0800 022 9088
Free Fax: 0800 022 9089
Tel: (+31) 78 620 5411
Fax: (+31) 78 620 5421

New Zealand

SIGMA-ALDRICH NEW ZEALAND LTD.
Free Tel: 0800 936 666
Free Fax: 0800 937 777
Tel: (+61) 2 9841 0555
Fax: (+61) 2 9841 0500

Norway

SIGMA-ALDRICH NORWAY AS
Tel: (+47) 23 17 60 60
Fax: (+47) 23 17 60 50

Poland

SIGMA-ALDRICH Sp. z o.o.
Tel: (+48) 61 829 01 00
Fax: (+48) 61 829 01 20

Portugal

SIGMA-ALDRICH QUÍMICA, S.A.
Free Tel: 800 202 180
Free Fax: 800 202 178
Tel: (+351) 21 924 2555
Fax: (+351) 21 924 2610

Russia

SIGMA-ALDRICH RUS, LLC
Tel: +7 (495) 621 6037
Fax: +7 (495) 621 5923

Singapore

SIGMA-ALDRICH PTE. LTD.
Tel: (+65) 6779 1200
Fax: (+65) 6779 1822

South Africa

SIGMA-ALDRICH
SOUTH AFRICA (PTY) LTD.
Free Tel: 0800 1100 75
Free Fax: 0800 1100 79
Tel: (+27) 11 979 1188
Fax: (+27) 11 979 1119

Spain

SIGMA-ALDRICH QUÍMICA, S.A.
Free Tel: 900 101 376
Free Fax: 900 102 028
Tel: (+34) 91 661 99 77
Fax: (+34) 91 661 96 42

Sweden

SIGMA-ALDRICH SWEDEN AB
Tel: (+46) 8 742 4200
Fax: (+46) 8 742 4243

Switzerland

SIGMA-ALDRICH CHEMIE GmbH
Free Tel: 0800 80 00 80
Free Fax: 0800 80 00 81
Tel: (+41) 81 755 2828
Fax: (+41) 81 755 2815

United Kingdom

SIGMA-ALDRICH COMPANY LTD.
Free Tel: 0800 717 181
Free Fax: 0800 378 785
Tel: (+44) 1747 833 000
Fax: (+44) 1747 833 313
SAFC (UK) Free Tel: 0800 71 71 17

United States

SIGMA-ALDRICH
P.O. Box 14508
St. Louis, Missouri 63178
Toll-Free: 800 325 3010
Toll-Free Fax: 800 325 5052
Call Collect: (+1) 314 771 5750
Tel: (+1) 314 771 5765
Fax: (+1) 314 771 5757

Internet

sigma-aldrich.com

World Headquarters

3050 Spruce St., St. Louis, MO 63103
(314) 771-5765
sigma-aldrich.com

Technical Service EUR: EurTechServ@sial.com

Technical Service US: techservice@sial.com

Development/Bulk Manufacturing Inquiries SAFC™ (800) 244-1173

©2007 Sigma-Aldrich Co. All rights reserved. SIGMA, SAFC, SIGMA-ALDRICH, ALDRICH, and SUPELCO are trademarks belonging to Sigma-Aldrich Co. and its affiliate Sigma-Aldrich Biotechnology, L.P. Sigma brand products are sold through Sigma-Aldrich, Inc. Sigma-Aldrich, Inc. warrants that its products conform to the information contained in this and other Sigma-Aldrich publications. Purchaser must determine the suitability of the product(s) for their particular use. Additional terms and conditions may apply. Please see reverse side of the invoice or packing slip.

Trademarks
Rohm and Haas Co. - Amberlite®
Sigma-Aldrich Biotechnology LP - Carboxen™, ENVISOLV®, ORBOTM SLBTM, SPTM, SPBTM, Supelpak™, U.S. Silica Company - Florisil

Date: July 2007;
SAMS Code: JXB

