

Description:

QUANTOFIX® Peroxide 100 are test strips for the semi-quantitative determination of hydrogen peroxide and peroxides in solutions. These test strips are also suitable for the determination of residual peroxide in dialysis equipment.

Range:

1–100 mg/L H₂O₂

Contents:

100 test strips

Reaction's principle:

Hydrogen peroxide reacts with peroxidase (POD) and the organic redox indicator in the test field to form a blue colored oxidations compound.

General indications:

Remove only as many test strips as are required. Close the container immediately after removing a strip. Do not touch the test field.

Additional indications:

QUANTOFIX® Peroxide 100 is also suitable for the detection of other organic and free inorganic hydrogen peroxides.

When detecting hydroperoxides in organic solvents, moisten the test field with 1 drop of water after evaporation/drying of the solvent.

Instructions for use:

1. Dip the test strip into the test solution for 1 second.
2. Shake off excess liquid.
3. Wait 5 seconds.
4. Compare test field with the color scale. If hydrogen peroxide is present, the test field turns blue.
5. Take the value which matches closest with the colored test field (reading accuracy: ± 1/2 colored field of the scale).

Color changes after 1 minute do not represent a positive reaction.

Quality control:

For the control of the functions of the test strips one uses a hydrogen peroxide solution with a concentration of 3 mg/L. For this a control standard of 500 mg/L H₂O₂ is prepared, whereby 1.5 mL of the 30 % hydrogen peroxide solution is diluted with 1000 mL of distilled water. Then 3 mL of this standard control solution are diluted with 500 mL of distilled water (= 3 mg/L H₂O₂). Now control the test strips immediately. Should the results still be negative after a repeated control, than the remaining unused test strips should be properly disposed of. Also with a negative control, whereby the test strips are dipped into distilled water, there should be no blue coloration. The reasons for both failures can be, that the expiry date has passed, the tubes was left open too long or improper storage, meaning not according to instructions.

Interferences:

If the sample solution has a pH value of 2–9, the reaction will take place without interferences. Strong acid solutions must be buffered with sodium acetate, and alkaline solutions with citric acid to a pH of 5–7. The presence of other strong oxidants will also lead to false positive results. The following ions interfere with the determination only when the concentrations below are exceeded:

3 mg/L: free chlorine (hypochlorite)

4 mg/L: Bromine (Br₂)

Storage conditions:

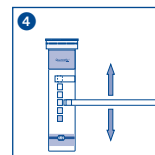
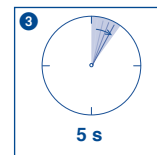
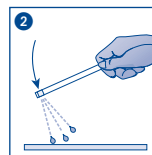
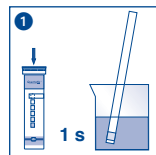
Avoid exposing the test strips to sunlight and moisture. Store the container below +30 °C in a dry place. If correctly stored, the test strips may be used until the use-by-date printed on the packaging.

Special instructions:

The stopper of the tubes contains a harmless desiccant. Should this desiccant be swallowed, then drink plenty of water.

Disposal:

Used test strips can be placed in the normal household waste.



	Haltbarkeitsdatum / Use by / A utiliser jusqu'à / Fecha de vencimiento / Houdbaarheidsdatum / Data di scadenza / Data ważności		Chargenbezeichnung / Lot number / Numéro de lot / Número de lote / Lotnummer / No del lotto / Oznaczenie szarży
	Artikelnummer / Catalog number / Référence / Art. nro. / Referentienummer / Codice articolo / Numer artykułu		Packungsinhalt / Package content / Contenu de la boîte / Contenido del envase / Verpakkinginhoud / Contenuto della confezione / Zawartość opakowania
	Packung geschlossen halten / Keep container closed / Refermer la boîte / Mantenga el envase cerrado / Verpakking gesloten houden / Conservare la confezione chiusa / Przechowywać pojemnik szczelnie zamknięty		Vor Feuchtigkeit schützen / Protect from humidity / Protéger de l'humidité / Protéjase de la humedad / Beschermen tegen vocht / Proteggere dall'umidità / Chronić przed wilgocią
	Lagertemperatur / Storage temperature / Température de stockage / Temperatura de almacenaje / Bewaar temperatuur / Temperatura di magazzino / Temperatura przechowywania		Packungsbeilage lesen / Please read instructions / Lire les instructions, svp / Obsérvense las instrucciones de uso / Lees de bijsluiter / Leggere il foglio informativo / Należy przeczytać ulotkę informacyjną
	Sicherheitshinweise in der Packungsbeilage beachten / Observe the safety precautions in instructions / Respecter les précautions de sécurité des instructions / Obsérvense las indicaciones de seguridad / Neem de veiligheidsrichtlijnen in de bijsluiter in acht / Seguire le avvertenze di sicurezza / Należy przestrzegać uwag zawartych w ulotce informacyjnej		