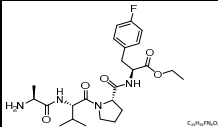
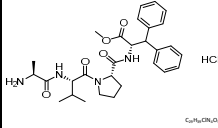
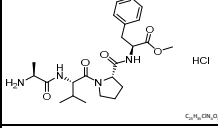
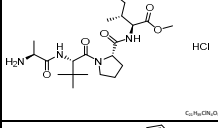
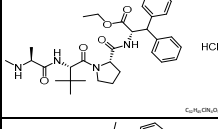
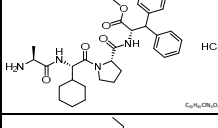
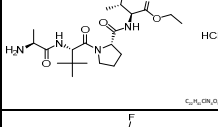
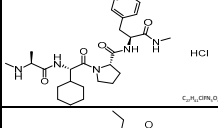
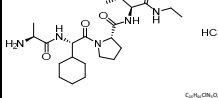
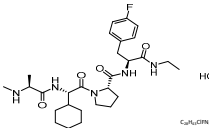
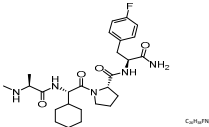
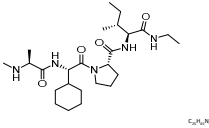
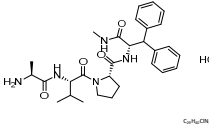
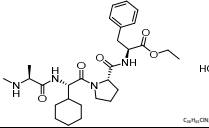
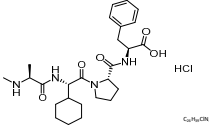
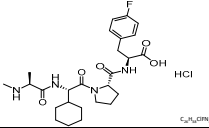
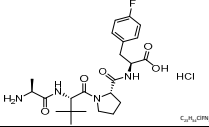
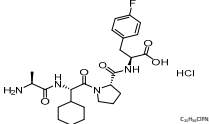
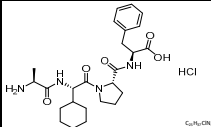
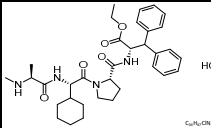
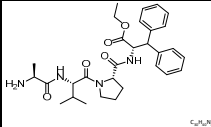
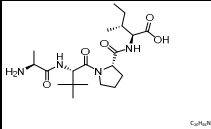
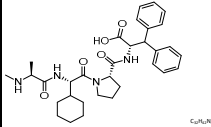
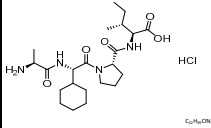
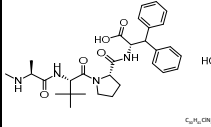
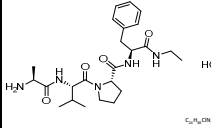
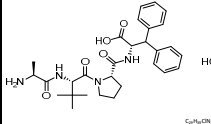
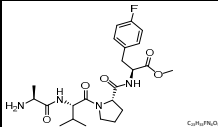
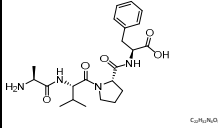
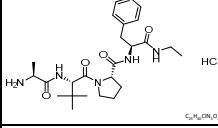
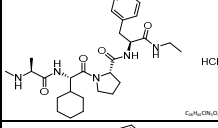
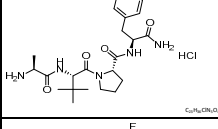
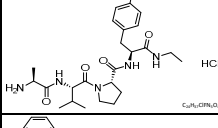
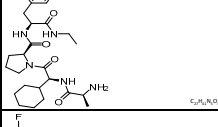
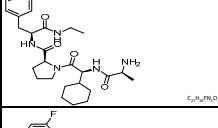
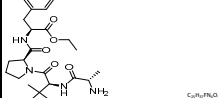


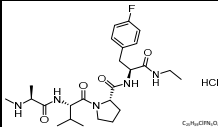
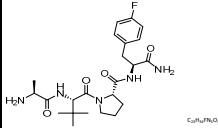
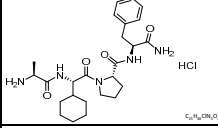
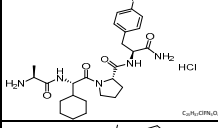
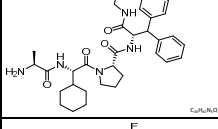
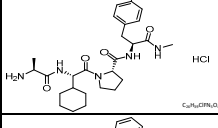
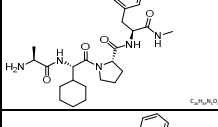
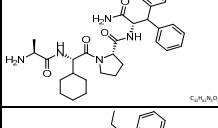
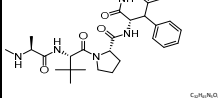
Structure	ID	CAS No	Amount_mg	MW	MW_salt_form	Salt_name	1H_NMR	Salt_stoichiometry	Row	Column	Stereochemistry comment	Smiles
 <small>C<sub>21</sub>H<sub>27</sub>N<sub>3</sub>O<sub>2</sub></small>	CIX-01330888-B	2720554-92-5	0.125	549.716	586.176	Hydrochloric acid	consistent with structure	1	A	2	Single stereoisomer	Cl.CCNC(=O)[C@@H](NC(=O)[C@@H]1CCCN1C(=O)[C@@H](NC(=O)[C@H](C)N)C(C)C(C)C(c1ccccc1)c1ccccc1
 <small>C<sub>21</sub>H<sub>27</sub>N<sub>3</sub>O<sub>2</sub></small>	CIX-01330888-B	2720555-40-6	0.125	535.689	572.149	Hydrochloric acid	consistent with structure	1	B	2	Single stereoisomer	Cl.CNC(=O)[C@@H](NC(=O)[C@@H]1CCCN1C(=O)[C@@H](NC(=O)[C@H](C)N)C(C)C(C)C(c1ccccc1)c1ccccc1
 <small>C<sub>21</sub>H<sub>27</sub>N<sub>3</sub>O<sub>2</sub></small>	CIX-01330852-A	2720554-86-7	0.125	459.591	459.591		consistent with structure		C	2	Single stereoisomer	CNC(=O)[C@H](Cc1ccccc1)NC(=O)[C@@H]1CCCN1C(=O)[C@@H](NC(=O)[C@H](C)N)C(C)C(C)C
 <small>C<sub>21</sub>H<sub>27</sub>N<sub>3</sub>O<sub>2</sub></small>	CIX-01330887-A	2720555-57-5	0.125	521.662	521.662		consistent with structure		D	2	Single stereoisomer	C[C@H](N)C(=O)N[C@H](C(=O)N1CCC[C@H]1C(=O)N[C@H](C(c1ccccc1)c1ccccc1)C(N)=O)C(C)C(C)C
 <small>C<sub>21</sub>H<sub>27</sub>N<sub>3</sub>O<sub>2</sub></small>	CIX-01330856-B	2720555-50-8	0.125	477.581	514.041	Hydrochloric acid	consistent with structure	1	E	2	Single stereoisomer	Cl.CNC(=O)[C@@H](Cc1ccc(F)cc1)NC(=O)[C@@H]1CCCN1C(=O)[C@@H](NC(=O)[C@H](C)N)C(C)C(C)C
 <small>C<sub>21</sub>H<sub>27</sub>N<sub>3</sub>O<sub>2</sub></small>	CIX-01330879-B	2720554-66-3	0.125	562.711	599.171	Hydrochloric acid	consistent with structure	1	F	2	Single stereoisomer	Cl.COC(=O)[C@@H](NC(=O)[C@@H]1CCCN1C(=O)[C@@H](NC(=O)[C@H](C)N)C1CCCCC1)C(c1ccccc1)c1ccccc1
 <small>C<sub>21</sub>H<sub>27</sub>N<sub>3</sub>O<sub>2</sub></small>	CIX-01330827-A	2720555-58-6	0.125	474.602	474.602		consistent with structure		G	2	Single stereoisomer	CCOC(=O)[C@@H](Cc1ccccc1)NC(=O)[C@@H]1CCCN1C(=O)[C@@H](NC(=O)[C@H](C)N)C(C)C(C)C
 <small>C<sub>21</sub>H<sub>27</sub>N<sub>3</sub>O<sub>2</sub></small>	CIX-01330828-A	2720555-48-4	0.125	488.629	488.629		consistent with structure		H	2	Single stereoisomer	CCOC(=O)[C@@H](Cc1ccccc1)NC(=O)[C@@H]1CCCN1C(=O)[C@@H](NC(=O)[C@H](C)N)C(C)C(C)C(C)C
 <small>C<sub>21</sub>H<sub>27</sub>N<sub>3</sub>O<sub>2</sub></small>	CIX-01330874-B	2720555-44-0	0.125	536.673	573.133	Hydrochloric acid	consistent with structure	1	A	3	Single stereoisomer	Cl.COC(=O)[C@@H](NC(=O)[C@@H]1CCCN1C(=O)[C@@H](NC(=O)[C@H](C)N)C(C)C(C)C(c1ccccc1)c1ccccc1

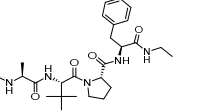
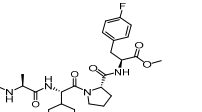
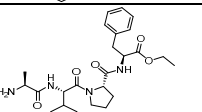
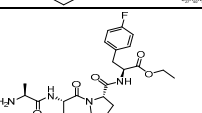
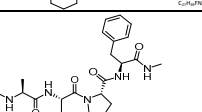
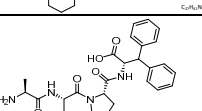
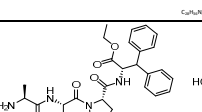
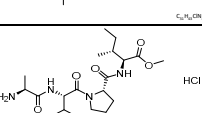
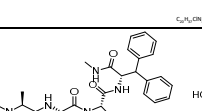
 <small>C<sub>21</sub>H<sub>26</sub>N<sub>2</sub>O<sub>2</sub></small>	CIX-01330821-A	2720555-47-3	0.125	478.565	478.565		consistent with structure			B	3	Single stereoisomer	CCOC(=O)[C@H](Cc1ccc(F)cc1)NC(=O)[C@@H]1CCCN1C(=O)[C@@H](NC(=O)[C@H](C)N)C(C)C
 <small>C<sub>21</sub>H<sub>26</sub>N<sub>2</sub>O<sub>2</sub></small>	CIX-01330871-B	2720555-03-1	0.125	522.646	559.106	Hydrochloric acid	consistent with structure	1		C	3	Single stereoisomer	Cl.COC(=O)[C@@H](NC(=O)[C@@H]1CCCN1C(=O)[C@@H](NC(=O)[C@H](C)N)C(C)C)(c1ccccc1)c1ccccc1
 <small>C<sub>21</sub>H<sub>26</sub>N<sub>2</sub>O<sub>2</sub></small>	CIX-01330819-B	2720554-72-1	0.125	446.548	483.008	Hydrochloric acid	consistent with structure	1		D	3	Single stereoisomer	Cl.COC(=O)[C@H](Cc1ccccc1)NC(=O)[C@@H]1CCCN1C(=O)[C@@H](NC(=O)[C@H](C)N)C(C)C
 <small>C<sub>21</sub>H<sub>26</sub>N<sub>2</sub>O<sub>2</sub></small>	CIX-01330832-B	2720555-36-0	0.125	426.558	463.018	Hydrochloric acid	consistent with structure	1		E	3	Single stereoisomer	Cl.CC[C@@H](C)[C@H](NC(=O)[C@@H]1CCCN1C(=O)[C@@H](NC(=O)[C@H](C)N)C(C)C)(=O)OC
 <small>C<sub>21</sub>H<sub>26</sub>N<sub>2</sub>O<sub>2</sub></small>	CIX-01330877-B	2720554-84-5	0.125	564.727	601.187	Hydrochloric acid	consistent with structure	1		F	3	Single stereoisomer	Cl.CCOC(=O)[C@@H](NC(=O)[C@@H]1CCCN1C(=O)[C@@H](NC(=O)[C@H](C)N)C(C)C)(C)C)(c1ccccc1)c1ccccc1
 <small>C<sub>21</sub>H<sub>26</sub>N<sub>2</sub>O<sub>2</sub></small>	CIX-01330880-B	2720554-82-3	0.125	576.738	613.198	Hydrochloric acid	consistent with structure	1		G	3	Single stereoisomer	Cl.CCOC(=O)[C@@H](NC(=O)[C@@H]1CCCN1C(=O)[C@@H](NC(=O)[C@H](C)N)C1CCCC1)C(c1ccccc1)c1ccccc1
 <small>C<sub>21</sub>H<sub>26</sub>N<sub>2</sub>O<sub>2</sub></small>	CIX-01330833-B	2720555-54-2	0.125	440.585	477.045	Hydrochloric acid	consistent with structure	1		H	3	Single stereoisomer	Cl.CCOC(=O)[C@@H](NC(=O)[C@@H]1CCCN1C(=O)[C@@H](NC(=O)[C@H](C)N)C(C)C)(C)C)[C@H](C)CC
 <small>C<sub>21</sub>H<sub>26</sub>N<sub>2</sub>O<sub>2</sub></small>	CIX-01330866-B	2720554-88-9	0.125	517.646	554.106	Hydrochloric acid	consistent with structure	1		A	4	Single stereoisomer	Cl.CN[C@@H](C)C(=O)N[C@@H](C1CCCC1)C(=O)N1CCC[C@@H]1C(=O)N[C@@H](Cc1ccc(F)cc1)C(=O)NC
 <small>C<sub>21</sub>H<sub>26</sub>N<sub>2</sub>O<sub>2</sub></small>	CIX-01330868-B	2720555-61-1	0.125	465.639	502.099	Hydrochloric acid	consistent with structure	1		B	4	Single stereoisomer	Cl.CCNC(=O)[C@@H](NC(=O)[C@@H]1CCCN1C(=O)[C@@H](NC(=O)[C@H](C)N)C1CCCC1)[C@H](C)CC

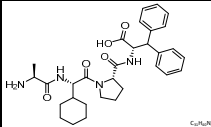
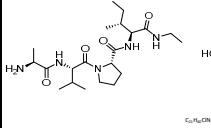
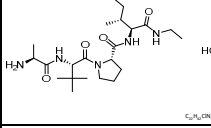
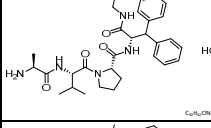
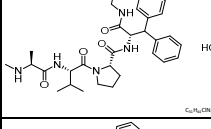
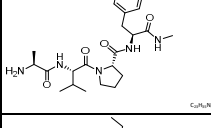
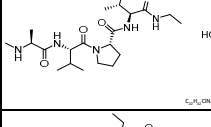
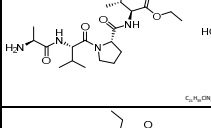
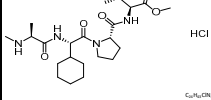
 <small>C<sub>21</sub>H<sub>28</sub>N<sub>2</sub>O<sub>2</sub></small>	CIX-01330867-B	2720555-22-4	0.125	531.673	568.133	Hydrochloric acid	consistent with structure	1	C	4	Single stereoisomer	Cl.CCNC(=O)[C@H](Cc1ccc(F)cc1)NC(=O)[C@@H]1CCCN1C(=O)[C@@H](NC(=O)[C@H](C)NC)C1CCCCC1
 <small>C<sub>21</sub>H<sub>28</sub>N<sub>2</sub>O<sub>2</sub></small>	CIX-01330865-A	2720555-24-6	0.125	503.619	503.619		consistent with structure		D	4	Single stereoisomer	CN[C@@H](C)C(=O)N[C@@H](C1CCCCC1)C(=O)N1CCC[C@H]1C(=O)N[C@@H](Cc1ccc(F)cc1)C(N)=O
 <small>C<sub>21</sub>H<sub>28</sub>N<sub>2</sub>O<sub>2</sub></small>	CIX-01330869-A	2720555-66-6	0.125	479.666	479.666		consistent with structure		E	4	Single stereoisomer	CCNC(=O)[C@@H](NC(=O)[C@@H]1CCCN1C(=O)[C@@H](NC(=O)[C@H](C)NC)C1CCCCC1)[C@H](C)CC
 <small>C<sub>21</sub>H<sub>28</sub>N<sub>2</sub>O<sub>2</sub></small>	CIX-01330884-B	2720555-34-8	0.125	521.662	558.122	Hydrochloric acid	consistent with structure	1	F	4	Single stereoisomer	Cl.CNC(=O)[C@@H](NC(=O)[C@@H]1CCCN1C(=O)[C@@H](NC(=O)[C@H](C)N)C(C)C)c1ccccc1c1ccccc1
 <small>C<sub>21</sub>H<sub>28</sub>N<sub>2</sub>O<sub>2</sub></small>	CIX-01330838-B	2720555-13-3	0.125	514.667	551.127	Hydrochloric acid	consistent with structure	1	G	4	Single stereoisomer	Cl.CCOC(=O)[C@H](Cc1ccccc1)NC(=O)[C@@H]1CCCN1C(=O)[C@@H](NC(=O)[C@H](C)NC)C1CCCCC1
 <small>C<sub>21</sub>H<sub>28</sub>N<sub>2</sub>O<sub>2</sub></small>	CIX-01330837-B	2720555-01-9	0.125	486.613	523.073	Hydrochloric acid	consistent with structure	1	H	4	Single stereoisomer	Cl.CN[C@@H](C)C(=O)N[C@@H](C1CCCCC1)C(=O)N1CCC[C@H]1C(=O)N[C@@H](Cc1ccccc1)C(O)=O
 <small>C<sub>21</sub>H<sub>28</sub>N<sub>2</sub>O<sub>2</sub></small>	CIX-01330841-B	2720554-99-2	0.125	504.603	541.063	Hydrochloric acid	consistent with structure	1	A	5	Single stereoisomer	Cl.CN[C@@H](C)C(=O)N[C@@H](C1CCCCC1)C(=O)N1CCC[C@H]1C(=O)N[C@@H](Cc1ccc(F)cc1)C(O)=O
 <small>C<sub>21</sub>H<sub>28</sub>N<sub>2</sub>O<sub>2</sub></small>	CIX-01330829-B	2720555-78-0	0.125	464.538	500.998	Hydrochloric acid	consistent with structure	1	B	5	Single stereoisomer	Cl.C[C@H](N)C(=O)N[C@H](C(=O)N1CCC[C@H]1C(=O)N[C@@H](Cc1ccc(F)cc1)C(O)=O)C(C)C
 <small>C<sub>21</sub>H<sub>28</sub>N<sub>2</sub>O<sub>2</sub></small>	CIX-01330839-B	2720555-65-5	0.125	490.576	527.036	Hydrochloric acid	consistent with structure	1	C	5	Single stereoisomer	Cl.C[C@H](N)C(=O)N[C@@H](C1CCCCC1)C(=O)N1CCC[C@H]1C(=O)N[C@@H](Cc1ccc(F)cc1)C(O)=O

 <small>C<sub>19</sub>H<sub>23</sub>N<sub>3</sub>O<sub>3</sub></small>	CIX-01330834-B	2720554-90-3	0.125	472.586	509.046	Hydrochloric acid	consistent with structure	1	D	5	Single stereoisomer	Cl.C[C@H](N)C(=O)N[C@@H](C1CCCC1)C(=O)N1CCC[C@H]1C(=O)N[C@@H](Cc1cccc1)C(O)=O
 <small>C<sub>19</sub>H<sub>23</sub>N<sub>3</sub>O<sub>3</sub></small>	CIX-01330883-B	2720554-80-1	0.125	590.765	627.225	Hydrochloric acid	consistent with structure	1	E	5	Single stereoisomer	Cl.CCOC(=O)[C@@H](NC(=O)[C@@H]1CCCN1C(=O))[C@@H](NC(=O)[C@H](C)NC)C1CCCC1)C(c1cccc1)c1cccc1
 <small>C<sub>19</sub>H<sub>23</sub>N<sub>3</sub>O<sub>3</sub></small>	CIX-01330872-A	2720554-67-4	0.125	536.673	536.673		consistent with structure		F	5	Single stereoisomer	CCOC(=O)[C@@H](NC(=O)[C@@H]1CCCN1C(=O))[C@@H](NC(=O)[C@H](C)N)C(C)C)C(c1cccc1)c1cccc1
 <small>C<sub>19</sub>H<sub>23</sub>N<sub>3</sub>O<sub>3</sub></small>	CIX-01330831-A	2720555-30-4	0.125	412.531	412.531		consistent with structure		G	5	Single stereoisomer	CC[C@@H](C)[C@H](NC(=O)[C@@H]1CCCN1C(=O))[C@@H](NC(=O)[C@H](C)N)C(C)C(O)=O
 <small>C<sub>19</sub>H<sub>23</sub>N<sub>3</sub>O<sub>3</sub></small>	CIX-01330881-A	1401570-09-9	0.125	562.711	562.711		consistent with structure		H	5	Single stereoisomer	CN[C@@H](C)C(=O)N[C@@H](C1CCCC1)C(=O)N1CCC[C@H]1C(=O)N[C@@H](C(c1cccc1)c1cccc1)C(O)=O
 <small>C<sub>19</sub>H<sub>23</sub>N<sub>3</sub>O<sub>3</sub></small>	CIX-01330843-B	2720555-82-6	0.125	438.569	475.029	Hydrochloric acid	consistent with structure	1	A	6	Single stereoisomer	Cl.CC[C@@H](C)[C@H](NC(=O)[C@@H]1CCCN1C(=O))[C@@H](NC(=O)[C@H](C)N)C1CCCC1)C(O)=O
 <small>C<sub>19</sub>H<sub>23</sub>N<sub>3</sub>O<sub>3</sub></small>	CIX-01330876-B	2720554-77-6	0.125	536.673	573.133	Hydrochloric acid	consistent with structure	1	B	6	Single stereoisomer	Cl.CN[C@@H](C)C(=O)N[C@@H](C(=O)N1CCC[C@H]1C(=O)N[C@@H](C(c1cccc1)c1cccc1)C(O)=O)C(C)C
 <small>C<sub>19</sub>H<sub>23</sub>N<sub>3</sub>O<sub>3</sub></small>	CIX-01330846-B	2720554-75-4	0.125	459.591	496.051	Hydrochloric acid	consistent with structure	1	C	6	Single stereoisomer	Cl.CCNC(=O)[C@H](Cc1cccc1)NC(=O)[C@@H]1CCCN1C(=O)[C@@H](NC(=O)[C@H](C)N)C(C)C
 <small>C<sub>19</sub>H<sub>23</sub>N<sub>3</sub>O<sub>3</sub></small>	CIX-01330873-B	2720555-38-2	0.125	522.646	559.106	Hydrochloric acid	consistent with structure	1	D	6	Single stereoisomer	Cl.C[C@H](N)C(=O)N[C@@H](C(=O)N1CCC[C@H]1C(=O)N[C@@H](C(c1cccc1)c1cccc1)C(O)=O)C(C)C

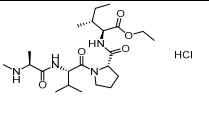
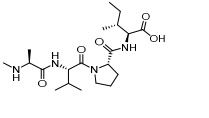
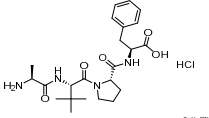
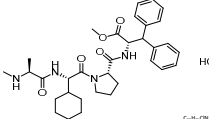
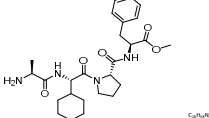
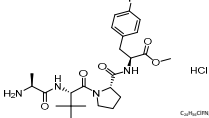
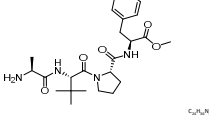
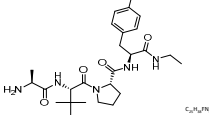
 <small>C<sub>21</sub>H<sub>26</sub>N<sub>2</sub>O<sub>2</sub></small>	CIX-01330820-A	2720555-07-5	0.125	464.538	464.538		consistent with structure			E	6	Single stereoisomer	<chem>COC(=O)[C@H](Cc1ccc(F)cc1)NC(=O)[C@@H]1CCCN1C(=O)[C@@H](NC(=O)[C@H](C)N)C(C)C</chem>
 <small>C<sub>21</sub>H<sub>26</sub>N<sub>2</sub>O<sub>2</sub></small>	CIX-01330818-A	401913-64-2	0.125	432.521	432.521		consistent with structure			F	6	Single stereoisomer	<chem>CC(C)[C@H](NC(=O)[C@H](C)N)C(=O)N1CCC[C@H]1C(=O)N[C@@H](Cc1ccccc1)C(O)=O</chem>
 <small>C<sub>21</sub>H<sub>26</sub>N<sub>2</sub>O<sub>2</sub></small>	CIX-01330853-B	2720555-05-3	0.125	473.618	510.078	Hydrochloric acid	consistent with structure	1		G	6	Single stereoisomer	<chem>Cl.CCNC(=O)[C@H](Cc1ccccc1)NC(=O)[C@@H]1CCCN1C(=O)[C@@H](NC(=O)[C@H](C)N)C(C)C</chem>
 <small>C<sub>21</sub>H<sub>26</sub>N<sub>2</sub>O<sub>2</sub></small>	CIX-01330862-B	2720555-46-2	0.125	513.683	550.143	Hydrochloric acid	consistent with structure	1		H	6	Single stereoisomer	<chem>Cl.CCNC(=O)[C@H](Cc1ccccc1)NC(=O)[C@@H]1CCCN1C(=O)[C@@H](NC(=O)[C@H](C)N)C1CCCCC1</chem>
 <small>C<sub>21</sub>H<sub>26</sub>N<sub>2</sub>O<sub>2</sub></small>	CIX-01330851-B	2720555-42-8	0.125	445.564	482.024	Hydrochloric acid	consistent with structure	1		A	7	Single stereoisomer	<chem>Cl.C[C@H](N)C(=O)N[C@H](C(=O)N1CCC[C@H]1C(=O)N)C@@H(Cc1ccccc1)C(N)=O)C(C)C</chem>
 <small>C<sub>21</sub>H<sub>26</sub>N<sub>2</sub>O<sub>2</sub></small>	CIX-01330847-B	2720554-70-9	0.125	477.581	514.041	Hydrochloric acid	consistent with structure	1		B	7	Single stereoisomer	<chem>Cl.CCNC(=O)[C@H](Cc1ccc(F)cc1)NC(=O)[C@@H]1CCCN1C(=O)[C@@H](NC(=O)[C@H](C)N)C(C)C</chem>
 <small>C<sub>21</sub>H<sub>26</sub>N<sub>2</sub>O<sub>2</sub></small>	CIX-01321624-A	2602495-09-8	0.125	499.656	499.656		consistent with structure			C	7	Single stereoisomer	<chem>CCNC(=O)[C@H](Cc1ccccc1)NC(=O)[C@@H]1CCCN1C(=O)[C@@H](NC(=O)[C@H](C)N)C1CCCCC1</chem>
 <small>C<sub>21</sub>H<sub>26</sub>N<sub>2</sub>O<sub>2</sub></small>	CIX-01321715-A	2602495-14-5	0.125	517.646	517.646		consistent with structure			D	7	Single stereoisomer	<chem>CCNC(=O)[C@H](Cc1ccc(F)cc1)NC(=O)[C@@H]1CCCN1C(=O)[C@@H](NC(=O)[C@H](C)N)C1CCCCC1</chem>
 <small>C<sub>21</sub>H<sub>26</sub>N<sub>2</sub>O<sub>2</sub></small>	CIX-01321621-A	2642317-64-2	0.125	492.592	492.592		consistent with structure			E	7	Single stereoisomer	<chem>CCOC(=O)[C@H](Cc1ccc(F)cc1)NC(=O)[C@@H]1CCCN1C(=O)[C@@H](NC(=O)[C@H](C)N)C(C)C</chem>

 C <sub>19</sub> H <sub>20</sub> N <sub>2</sub> O <sub>2</sub>	CIX-01330848-B	2720555-28-0	0.125	491.608	528.068	Hydrochloric acid	consistent with structure	1	F	7	Single stereoisomer	Cl.CCNC(=O)[C@H](Cc1ccc(F)cc1)NC(=O)[C@@H]1CCCN1C(=O)[C@@H](NC(=O)[C@H](C)NC)C(C)C
 C <sub>19</sub> H <sub>20</sub> N <sub>2</sub> O <sub>2</sub>	CIX-01330855-A	2720554-85-6	0.125	463.554	463.554		consistent with structure		G	7	Single stereoisomer	C[C@H](N)C(=O)N[C@H](C(=O)N1CCC[C@H]1C(=O)N[C@@H](Cc1ccc(F)cc1)C(N)=O)C(C)C
 C <sub>19</sub> H <sub>20</sub> N <sub>2</sub> O <sub>2</sub>	CIX-01330859-B	2720555-74-6	0.125	471.602	508.062	Hydrochloric acid	consistent with structure	1	H	7	Single stereoisomer	Cl.C[C@H](N)C(=O)N[C@@H](C1CCCCC1)C(=O)N1CCC[C@H]1C(=O)N[C@@H](Cc1ccccc1)C(N)=O
 C <sub>19</sub> H <sub>20</sub> N <sub>2</sub> O <sub>2</sub>	CIX-01330863-B	2720555-56-4	0.125	489.592	526.052	Hydrochloric acid	consistent with structure	1	A	8	Single stereoisomer	Cl.C[C@H](N)C(=O)N[C@@H](C1CCCCC1)C(=O)N1CCC[C@H]1C(=O)N[C@@H](Cc1ccc(F)cc1)C(N)=O
 C <sub>19</sub> H <sub>20</sub> N <sub>2</sub> O <sub>2</sub>	CIX-01330892-A	2720555-06-4	0.125	575.754	575.754		consistent with structure		B	8	Single stereoisomer	CCNC(=O)[C@H](NC(=O)[C@@H]1CCCN1C(=O)[C@@H](NC(=O)[C@H](C)N)C1CCCCC1)C1CCCCC1
 C <sub>19</sub> H <sub>20</sub> N <sub>2</sub> O <sub>2</sub>	CIX-01330864-B	2720554-97-0	0.125	503.619	540.079	Hydrochloric acid	consistent with structure	1	C	8	Single stereoisomer	Cl.CNC(=O)[C@H](Cc1ccc(F)cc1)NC(=O)[C@@H]1CCCN1C(=O)[C@@H](NC(=O)[C@H](C)N)C1CCCCC1
 C <sub>19</sub> H <sub>20</sub> N <sub>2</sub> O <sub>2</sub>	CIX-01330860-A	2720554-68-5	0.125	485.629	485.629		consistent with structure		D	8	Single stereoisomer	CNC(=O)[C@H](Cc1ccccc1)NC(=O)[C@@H]1CCCN1C(=O)[C@@H](NC(=O)[C@H](C)N)C1CCCCC1
 C <sub>19</sub> H <sub>20</sub> N <sub>2</sub> O <sub>2</sub>	CIX-01330891-A	2720555-23-5	0.125	547.7	547.7		consistent with structure		E	8	Single stereoisomer	C[C@H](N)C(=O)N[C@@H](C1CCCCC1)C(=O)N1CCC[C@H]1C(=O)N[C@@H](Cc1ccccc1)c1ccccc1C(N)=O
 C <sub>19</sub> H <sub>20</sub> N <sub>2</sub> O <sub>2</sub>	CIX-01330890-A	2720554-95-8	0.125	563.743	563.743		consistent with structure		F	8	Single stereoisomer	CCNC(=O)[C@H](NC(=O)[C@@H]1CCCN1C(=O)[C@@H](NC(=O)[C@H](C)NC)C(C)C)C1CCCCC1

 <small>C<sub>21</sub>H<sub>28</sub>N<sub>2</sub>O<sub>2</sub></small>	CIX-01330854-A	2720555-85-9	0.125	487.645	487.645		consistent with structure		G	8	Single stereoisomer	CCNC(=O)[C@H](Cc1ccccc1)NC(=O)[C@@H]1CCCN1C(=O)[C@@H](NC(=O)[C@H](C)NC)C(C)C
 <small>C<sub>21</sub>H<sub>27</sub>N<sub>2</sub>O<sub>2</sub></small>	CIX-01330842-A	2720555-72-4	0.125	518.63	518.63		consistent with structure		H	8	Single stereoisomer	CN[C@@H](C)C(=O)N[C@@H](C1CCCC1)C(=O)N1CCC[C@H]1C(=O)N[C@@H](Cc1ccc(F)cc1)C(=O)OC
 <small>C<sub>21</sub>H<sub>28</sub>N<sub>2</sub>O<sub>2</sub></small>	CIX-01330836-A	2720554-78-7	0.125	500.64	500.64		consistent with structure		A	9	Single stereoisomer	CCOC(=O)[C@H](Cc1ccccc1)NC(=O)[C@@H]1CCCN1C(=O)[C@@H](NC(=O)[C@H](C)N)C1CCCC1
 <small>C<sub>21</sub>H<sub>27</sub>N<sub>2</sub>O<sub>2</sub></small>	CIX-01330840-A	2720555-29-1	0.125	518.63	518.63		consistent with structure		B	9	Single stereoisomer	CCOC(=O)[C@H](Cc1ccc(F)cc1)NC(=O)[C@@H]1CCCN1C(=O)[C@@H](NC(=O)[C@H](C)N)C1CCCC1
 <small>C<sub>21</sub>H<sub>28</sub>N<sub>2</sub>O<sub>2</sub></small>	CIX-01330861-A	2720555-83-7	0.125	499.656	499.656		consistent with structure		C	9	Single stereoisomer	CN[C@@H](C)C(=O)N[C@@H](C1CCCC1)C(=O)N1CCC[C@H]1C(=O)N[C@@H](Cc1ccccc1)C(=O)NC
 <small>C<sub>21</sub>H<sub>28</sub>N<sub>2</sub>O<sub>2</sub></small>	CIX-01330870-A	2720555-25-7	0.125	508.619	508.619		consistent with structure		D	9	Single stereoisomer	CC(C)[C@H](NC(=O)[C@H](C)N)C(=O)N1CCC[C@H]1C(=O)N[C@@H](C(c1ccccc1)c1ccccc1)C(=O)O
 <small>C<sub>21</sub>H<sub>28</sub>N<sub>2</sub>O<sub>2</sub></small> HCl	CIX-01330875-B	2720555-20-2	0.125	550.7	587.16	Hydrochloric acid	consistent with structure	1	E	9	Single stereoisomer	Cl.CCOC(=O)[C@@H](NC(=O)[C@@H]1CCCN1C(=O)[C@@H](NC(=O)[C@H](C)N)C(C)C)C(C)C(c1ccccc1)c1ccccc1
 <small>C<sub>21</sub>H<sub>28</sub>N<sub>2</sub>O<sub>2</sub></small> HCl	CIX-01330822-B	2720555-09-7	0.125	412.531	448.991	Hydrochloric acid	consistent with structure	1	F	9	Single stereoisomer	Cl.CC[C@@H](C)[C@H](NC(=O)[C@@H]1CCCN1C(=O)[C@@H](NC(=O)[C@H](C)N)C(C)C)C(=O)OC
 <small>C<sub>21</sub>H<sub>28</sub>N<sub>2</sub>O<sub>2</sub></small> HCl	CIX-01330893-B	2095244-63-4	0.125	575.754	612.214	Hydrochloric acid	consistent with structure	1	G	9	Single stereoisomer	Cl.CN[C@@H](C)C(=O)N[C@@H](C1CCCC1)C(=O)N1CCC[C@H]1C(=O)N[C@@H](C(c1ccccc1)c1ccccc1)C(=O)NC

 <small>C<sub>21</sub>H<sub>26</sub>N<sub>2</sub>O<sub>2</sub></small>	CIX-01330878-A	2720555-17-7	0.125	548.684	548.684		consistent with structure			H	9	Single stereoisomer	<chem>C[C@H](N)C(=O)N[C@@H](C1CCCC1)C(=O)N1CCC[C@H]1C(=O)N[C@@H](C1CCCC1)c1cccc1C(O)=O</chem>
 <small>C<sub>14</sub>H<sub>20</sub>N<sub>2</sub>O<sub>2</sub></small>	CIX-01330849-B	2720555-70-2	0.125	425.574	462.034	Hydrochloric acid	consistent with structure	1		A	10	Single stereoisomer	<chem>Cl.CCNC(=O)[C@@H](NC(=O)[C@@H]1CCCN1C(=O))[C@@H](NC(=O)[C@H](C)N)C(C)C[C@H](C)CC</chem>
 <small>C<sub>14</sub>H<sub>20</sub>N<sub>2</sub>O<sub>2</sub></small>	CIX-01330858-B	2720554-94-7	0.125	439.601	476.061	Hydrochloric acid	consistent with structure	1		B	10	Single stereoisomer	<chem>Cl.CCNC(=O)[C@@H](NC(=O)[C@@H]1CCCN1C(=O))[C@@H](NC(=O)[C@H](C)N)C(C)C[C@H](C)CC</chem>
 <small>C<sub>21</sub>H<sub>26</sub>N<sub>2</sub>O<sub>2</sub></small>	CIX-01330885-B	2720555-52-0	0.125	535.689	572.149	Hydrochloric acid	consistent with structure	1		C	10	Single stereoisomer	<chem>Cl.CCNC(=O)[C@@H](NC(=O)[C@@H]1CCCN1C(=O))[C@@H](NC(=O)[C@H](C)N)C(C)C(c1cccc1)c1cccc1</chem>
 <small>C<sub>21</sub>H<sub>26</sub>N<sub>2</sub>O<sub>2</sub></small>	CIX-01330886-B	2720555-63-3	0.125	549.716	586.176	Hydrochloric acid	consistent with structure	1		D	10	Single stereoisomer	<chem>Cl.CCNC(=O)[C@@H](NC(=O)[C@@H]1CCCN1C(=O))[C@@H](NC(=O)[C@H](C)N)C(C)C(c1cccc1)c1cccc1</chem>
 <small>C<sub>14</sub>H<sub>18</sub>N<sub>2</sub>O<sub>2</sub></small>	CIX-01330845-A	2720555-26-8	0.125	445.564	445.564		consistent with structure			E	10	Single stereoisomer	<chem>CNC(=O)[C@H](Cc1cccc1)NC(=O)[C@@H]1CCCN1C(=O)[C@@H](NC(=O)[C@H](C)N)C(C)C</chem>
 <small>C<sub>14</sub>H<sub>20</sub>N<sub>2</sub>O<sub>2</sub></small>	CIX-01330850-B	2720555-15-5	0.125	439.601	476.061	Hydrochloric acid	consistent with structure	1		F	10	Single stereoisomer	<chem>Cl.CCNC(=O)[C@@H](NC(=O)[C@@H]1CCCN1C(=O))[C@@H](NC(=O)[C@H](C)N)C(C)C[C@H](C)CC</chem>
 <small>C<sub>14</sub>H<sub>20</sub>N<sub>2</sub>O<sub>2</sub></small>	CIX-01330823-B	2720555-68-8	0.125	426.558	463.018	Hydrochloric acid	consistent with structure	1		G	10	Single stereoisomer	<chem>Cl.CCOC(=O)[C@@H](NC(=O)[C@@H]1CCCN1C(=O))[C@@H](NC(=O)[C@H](C)N)C(C)C[C@H](C)CC</chem>
 <small>C<sub>14</sub>H<sub>20</sub>N<sub>2</sub>O<sub>2</sub></small>	CIX-01330844-B	2720555-76-8	0.125	466.623	503.083	Hydrochloric acid	consistent with structure	1		H	10	Single stereoisomer	<chem>Cl.CC[C@@H](C)[C@H](NC(=O)[C@@H]1CCCN1C(=O))[C@@H](NC(=O)[C@H](C)N)C1CCCC1C(=O)OC</chem>



 HCl <small>C<sub>19</sub>H<sub>28</sub>N<sub>2</sub>O<sub>2</sub></small>	CIX-01330995-B	2720555-32-6	0.125	440.585	477.045	Hydrochloric acid	consistent with structure	1	A	11	Single stereoisomer	Cl.CCOC(=O)[C@@H](NC(=O)[C@@H]1CCCN1C(=O)[C@@H](NC(=O)[C@H](C)NC)C(C)C)[C@H](C)CC
 <small>C<sub>19</sub>H<sub>28</sub>N<sub>2</sub>O<sub>2</sub></small>	CIX-01330824-A	2720555-59-7	0.125	412.531	412.531		consistent with structure		B	11	Single stereoisomer	CC[C@@H](C)[C@H](NC(=O)[C@@H]1CCCN1C(=O)[C@@H](NC(=O)[C@H](C)NC)C(C)C)O=O
 HCl <small>C<sub>19</sub>H<sub>28</sub>N<sub>2</sub>O<sub>2</sub></small>	CIX-01330825-B	2720555-80-4	0.125	446.548	483.008	Hydrochloric acid	consistent with structure	1	C	11	Single stereoisomer	Cl.C[C@H](N)C(=O)N[C@H](C(=O)N1CCC[C@H]1C(=O)N[C@@H](Cc1ccccc1)C(O)=O)C(C)C(C)C
 HCl <small>C<sub>19</sub>H<sub>28</sub>N<sub>2</sub>O<sub>2</sub></small>	CIX-01330882-B	2720555-18-8	0.125	576.738	613.198	Hydrochloric acid	consistent with structure	1	D	11	Single stereoisomer	Cl.CN[C@@H](C)C(=O)N[C@@H](C1CCCCC1)C(=O)N1CCC[C@H]1C(=O)N[C@@H](C(c1ccccc1)c1ccccc1)C(=O)OC
 <small>C<sub>19</sub>H<sub>28</sub>N<sub>2</sub>O<sub>2</sub></small>	CIX-01330835-A	2720555-16-6	0.125	486.613	486.613		consistent with structure		E	11	Single stereoisomer	COC(=O)[C@H](Cc1ccccc1)NC(=O)[C@@H]1CCCN1C(=O)[C@@H](NC(=O)[C@H](C)N)C1CCCCC1
 HCl <small>C<sub>19</sub>H<sub>28</sub>N<sub>2</sub>O<sub>2</sub></small>	CIX-01330830-B	2720555-11-1	0.125	478.565	515.025	Hydrochloric acid	consistent with structure	1	F	11	Single stereoisomer	Cl.COC(=O)[C@H](Cc1ccc(F)cc1)NC(=O)[C@@H]1CCCN1C(=O)[C@@H](NC(=O)[C@H](C)N)C(C)C(C)C
 <small>C<sub>19</sub>H<sub>28</sub>N<sub>2</sub>O<sub>2</sub></small>	CIX-01330826-A	2720555-71-3	0.125	460.575	460.575		consistent with structure		G	11	Single stereoisomer	COC(=O)[C@H](Cc1ccccc1)NC(=O)[C@@H]1CCCN1C(=O)[C@@H](NC(=O)[C@H](C)N)C(C)C(C)C
 <small>C<sub>19</sub>H<sub>28</sub>N<sub>2</sub>O<sub>2</sub></small>	CIX-01330857-A	2720554-73-2	0.125	491.608	491.608		consistent with structure		H	11	Single stereoisomer	CCNC(=O)[C@H](Cc1ccc(F)cc1)NC(=O)[C@@H]1CCCN1C(=O)[C@@H](NC(=O)[C@H](C)N)C(C)C(C)C